

## Vulcan Panelling



### Overview

Vulcan Panelling is created from thermally modified New Zealand plantation timber and engineered with a patented vertical grain construction for superior weathering characteristics.

The thermal modification process and vertical grain structure means Vulcan Panelling has enhanced stability, reduced resin content, is a beautiful homogeneous brown colour, and is naturally durable so does not require any chemical preservatives.

Wood species: Thermally Modified Radiata Pine (*Pinus Radiata*).


### Standard profiles:



TG9 – 135x10 Smooth face up



TG9 – 135x10 V-Groove face up



TG9 – 175x10 Smooth face up



TG9 – 175x10 V-Groove face up

Profiles with smooth faces.  
Sanding required prior to coating.  
Please contact Abodo for recommended coating options.  
Other custom profiles are available but may be subject to minimum order quantities.

### Lengths:

3.6-4.8m.

Lengths are subject to availability at order time.

Random length orders may contain lengths 2.4m and longer or fixed lengths at Abodo's option.

## Vulcan Panelling

### Product specifications

Name:	Abodo Vulcan Panelling.
Quality:	<b>Select Grade</b> /Front face and edges virtually free of any defects but with one edge knot and one small face defect allowed per piece in 20% of boards only. Back side with some defects allowed.
Substrate colour:	Chocolate brown. (Timber will weather to grey unless a pigmented coating is applied and maintained).
Finish:	Smooth dressed face.
Durability:	Thermally modified to INTENZ Thermowood 230 schedule. No chemical preservatives used. Tested by SCION and approved for uses described in NZS3602:2003 Table 2A- 'Requirements for wood-based building to achieve a 15 year durability performance – Members exposed to exterior weather conditions and dampness'. Durability Class 2 (EN350-1). Available optionally H3 treated with Protim preservation system- Durability class 1 (EN113), H3 (AS1604), H3.1 (NZS3640).
Insect attack:	Thermally modified pine is resistant to most wood boring insects but is not always resistant to termites. Preservative treatment is required for termite zones.
Intended use:	Interior panelling, soffit lining, furniture.
Fire:	Group 3 or Group 1S using Fireshield coating system (further info avail from Resene).
Serviceable life:	30 years or more when maintained according to manufacturer's recommendations.
Warranty:	15 years against fungal decay (subject to terms and conditions).
Moisture content:	Approx. 7% MC (+/-2%) at time of dispatch.
Construction:	Laminated with vertical grain orientation.
Glue:	New generation polyurethane adhesive- VOC, solvent and formaldehyde free Exterior Type 1 - AS/ NZS4364. Approved for Service Class 3 (exposed exterior applications).
Expected dimensional change in structure:	Width expansion approx 2%, length expansion approx 0.25%, thickness expansion approx 2.5% (from 7%MC to fibre saturation -variation will occur between boards). Vulcan+ is approximately 50% more stable than flat sawn radiata pine.
Density:	420-450 kg/m <sup>3</sup> .
Hardness:	Low (2.5kN Janka).
Weight:	4.5kg/m <sup>2</sup> .
Thermal properties:	-0.099 W/ (mK) (Thermal conductivity is reduced by 20-25% compared with radiata pine).
Compatibility	Vulcan has little or no corrosiveness on metals (equivalent to untreated softwood) and can be placed in contact with most building materials Normal PVA, PU, MUF glues and RF resins can be used.
Coating:	Vulcan will take most stains, penetrating oils, paints, polyurethanes and varnishes well, though uptake of coating is generally higher than normal. Faces must be thoroughly sanded with 120 grit sand paper prior to application of coating. For exterior applications with limited weather exposure only e.g. soffits, at least one coat must be applied all sides including back face and ends, and at least two coats to the front face and edges with an exterior coating system. For interior applications such as ceilings and walls, film forming or high solids coatings e.g. hard wax oil, acrylic or polyurethane are recommended only. Please contact Abodo for further advice on specific application.
Certification:	FSC®-certified mixed, No.: SGS-COC-004944. Declare Certified – Red List Free.

### Product handling

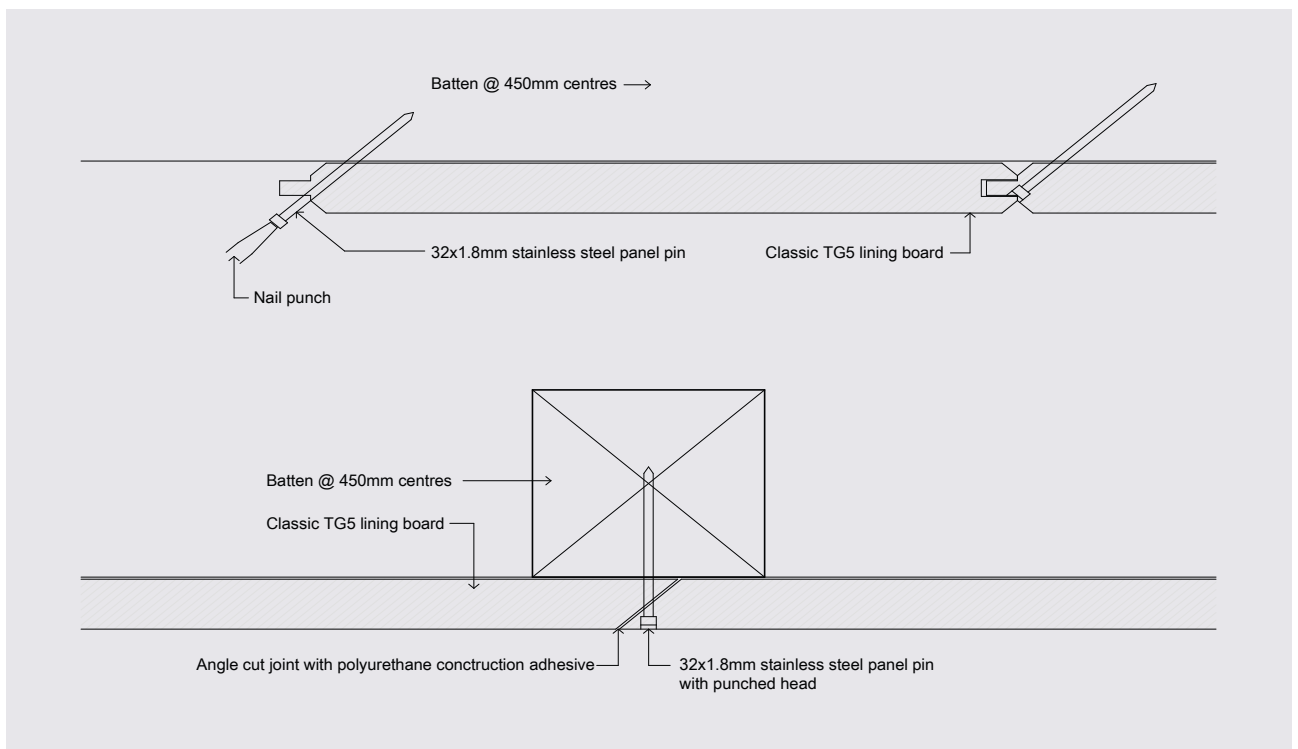
- Timber and accessories must be kept clean dry, under cover and out of the weather prior to installation.
- Timber must be stored horizontally on bearers at least 100mm off the ground.
- Extra care must be taken during installation so as not to damage the factory finish of the boards.
- Wear dust mask, eye protection when cutting timber.
- Timber may be disposed of as mulch, landfill or burnt.

## Vulcan Panelling

### Fixing overview

- Timber framing must be in accordance with NZS3604.
- Allow boards to acclimatise on site prior to installation.
- Lining should not be installed if higher than 16% MC.
- Fix boards onto battens spaced at maximum 450mm centres.
- Apply a bead of exterior polyurethane construction adhesive to each batten.
- Secret nail boards at a 45 degree angle into the tongue with one 32mm x 1.8mm stainless steel panel pin (hand driven or mechanically driven) per batten.
- Face fix final board and punch nail head.
- Fixings at ends of boards must be pre-drilled before applying the fastener.
- Mitre joint butt ends over battens only face fixing with one nail through the joint, use adhesive sealant in the gap.
- Use finishing mouldings where lining meets cladding, doors or windows.
- All end grains and notches must be sealed using Abodo's Protector End Seal or equivalent wax sealer, or Sioo:x End Grain Sealer in the case of Sioo:x coated boards.
- Faces must be thoroughly sanded with 120 grit sand paper prior to application of coating.

### Fixing details:

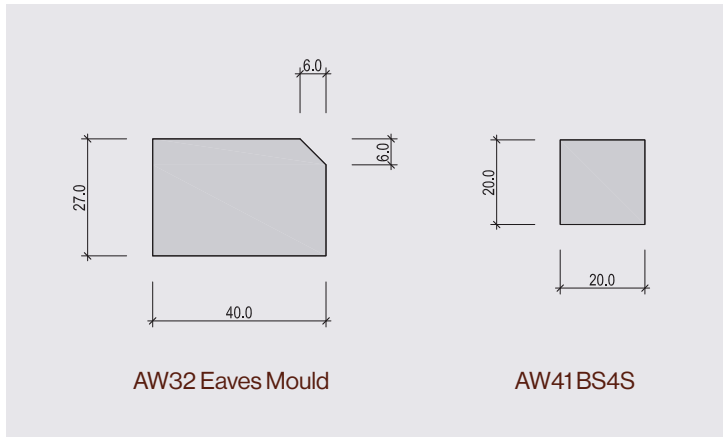


## Vulcan Panelling

### Maintenance

- Wash down as needed with gentle detergent, warm water and soft cloth.
- Re-coat as required to maintain the integrity of the surface coating.

Mouldings:



Mouldings supplied as standard  
with light band sawn faces.

**P** +64 9 249 0100  
**E** info@abodo.co.nz  
**W** abodo.co.nz