



OPX Treatment

Water-Based Timber Preservative



V1 Jan 23

Carefully Crafted Timber

Why Use OPX

OPX is a colourless water-based timber preservative treatment containing the well-proven combination of azoles plus termiticide combined with mouldicides and water repellent for enhanced weathering characteristics in above ground exterior applications.

OPX treatment is applied to dry timber using a low uptake vacuum-pressure treatment process in a commercial timber treatment plant that results in full sapwood penetration. The low uptake process means that the wood has minimal increase in final moisture content (approximately 4-5%) and low dimensional change after treatment.

Wood treated with OPX will resist insect attack and decay in situations where the wood is above ground but exposed to moisture (subject to warranty conditions). To meet the requirements of AS1604.1 up to Hazard Class H3 and equivalent to AWPA UC3B.

Abodo timbers available with OPX:

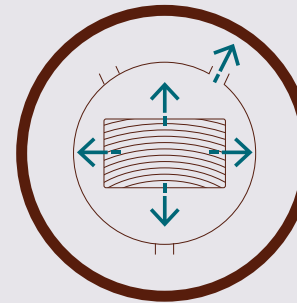
- Radiata pine.
- Vulcan thermally modified radiata pine.

Solid sapwood timber up to 28mm thickness only.

Features and benefits:

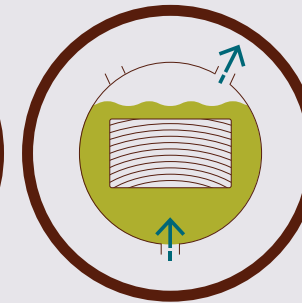
- Low increase in moisture content and minimal dimensional change after treatment.
- Unique patented formulation with water repellent for enhanced dimensional stability.
- Increased resistance to mould and algae growth- helps keep the timber a bright tone as it weathers off.
- Resistance against attack by termites and wood destroying insects (subject to warranty conditions).
- Enhanced resistance to fungal decay (subject to warranty conditions).
- Low VOC water-based treatment- no nasty solvents.
- 25 Year Built to Last limited warranty subject to conditions (select countries only).

The treatment process:



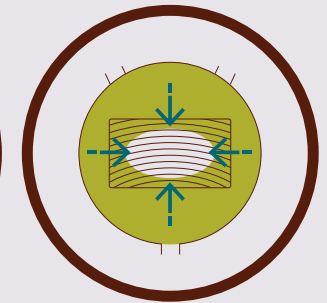
1

Timber loaded into treatment vessel. Initial vacuum applied and the timber cells are evacuated of air. Vacuum held.



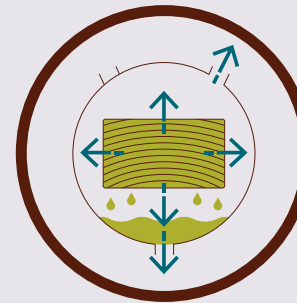
2

Hydraulic pressure applied, forcing the preservative deep into the structure of the timber.



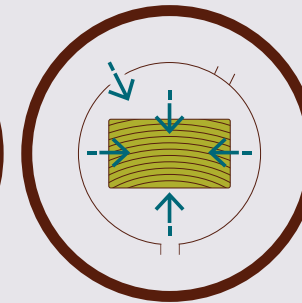
3

Cylinder flooded under vacuum with wood preservative.



5

Final vacuum extracts excess preservative solution, which is pumped back to storage.



6

Low pressure inside timber draws in surface solution when vented to atmosphere. Treated timber is left to dry.

Active Ingredients and Additives

Active ingredients

OPX contains propiconazole and tebuconazole as fungicides. This synergistic combination has been well-proven for many years for above-ground exposed applications when applied to wood in a controlled manner. Propiconazole and tebuconazole are non-metallic compounds commonly used as fungicides for food crops such as cereals, rice, stone fruits. In addition the product contains permethrin which is a synthetic pyrethroid insecticide and prevents attack by wood boring insects and termites.

Additives

Wood properties are further enhanced with the addition of mouldicides and water repellent.

Installation

Wood treated with OPX should be installed in above ground applications only in accordance with good building practice and codes, paying attention to ensuring suitable ground clearance (minimum 300mm above ground for decking or 100mm above ground to base of cladding), drainage and ventilation in the finished project.

Projects should be designed approved and installed in accordance with federal, state and local regulation governing construction in your area.

Use a Cut End Preservative

All timber products should be treated in their final shape and form. Any surface exposed by drilling or cutting must be retreated with a suitable cut end preservative (Protim® Reseal Clear timber protective (or similar) preservative is recommended). Failure to re-treat may negate the value of the preservative and is a requirement of the guarantee. Rip sawing, thicknessing and planing are not permitted unless the timber is subsequently re-treated to the original specification.

Fasteners/Corrosion

OPX does not of itself increase corrosivity, and fasteners should be chosen to suit the environmental conditions and service life in accordance with building standards.

In most exposed circumstances a hot dipped galvanized fastener can be used unless specific corrosive conditions exist e.g. salt spray. In general, Abodo recommends stainless steel fixings where the fixing head is visually exposed eg: decking. Wood treated with OPX may be freely placed in direct contact with other building materials such as claddings, flashings, insulation, wiring and plumbing.

Coatings and Adhesives

Wood treated with OPX is suitable for use outdoors, above-ground uncoated, however application of a well-maintained coating will enhance the appearance and longevity of the project.

Treated wood may be coated with either an alkyd or acrylic primer, plus paint top-coats. The treated wood may also be coated with most clear or semi-transparent coatings.

If you desire to apply a paint, stain, clear water repellent, or other finish to your preservative treated timber, we recommend following the manufacturer's instructions and label of the finishing product. Before you start, we recommend you apply the finishing product to a small exposed test area before finishing the entire project to insure it provides the intended result before proceeding. Always ensure the timber is clean and dry prior to application.

Provided it is sufficiently dry and the surfaces are clean, timber treated with OPX may be glued with most common adhesives. Contact the adhesive manufacturer for specific advice.

Maintenance

Clean timber regularly using low pressure water, broom and mild detergent. High pressure water blasting is not permitted as it may damage the timber surface.

Mould growth can and does occur on the surface of many products, including untreated and treated timber, during prolonged surface exposure to excessive moisture conditions. To remove mould from the treated timber surface, timber should be allowed to dry. Typically, mild household bleach and water solution with brush can be used to remove remaining surface mould.

Project: Lake Tarawera Holiday Home – Rotorua, New Zealand

Product: Vulcan Decking (Uncoated)



Handling

Wear recommended personal protective equipment when handling treated wood. See below guidelines and Safety data sheet for the treated wood. For more information visit www.epa.gov

- Wear a dust mask and goggles when cutting or sanding timber.
- Wear gloves when working with timber.
- Some preservative may migrate from the treated timber into soil/ water or may dislodge from the treated timber surface upon contact with skin. Wash exposed skin areas thoroughly.
- All sawdust and construction debris should be cleaned up and disposed of after construction.
- Wash work clothes separately from other household clothing before re-use.
- Preserved timber should not be used where it may come into direct or indirect contact with drinking water, except for uses involving incidental contact such as fresh water docks and bridges.
- Do not use preserved timber under circumstances where the preservative may become a component of food, animal feed, or beehives.
- Only preserved timber that is visibly clean and free of surface residue should be used.
- If the timber is to be used in an interior application and becomes wet during construction, it should be allowed to dry before being covered or enclosed.

Disposal

Treated wood offcuts are not a hazardous waste and should be disposed of to landfill. Treated wood offcuts should not be burnt in domestic woodfires or barbecues.

- Do not burn preserved timber.
- All sawdust and construction debris should be cleaned up and disposed of after construction.
- Disposal Recommendations: Preserved timber may be disposed of in landfills or burned in commercial or industrial incinerators or boilers in accordance with federal, state, and local regulations.
- Do not use preserved timber as mulch.

P +64 9 249 0100
E info@abodo.co.nz
W abodo.co.nz