

Vulcan Panelling



Overview

Vulcan Panelling is created from thermally modified New Zealand plantation timber and engineered with a patented vertical grain construction for superior weathering characteristics.

The thermal modification process and vertical grain structure means Vulcan Panelling has enhanced stability, reduced resin content, is a beautiful homogeneous brown colour, and is naturally durable so does not require any chemical preservatives.

Wood species: Thermally Modified Radiata Pine (Pinus Radiata).

Standard profiles:



TG9 – 135x10 Smooth face up (135mm cover)



TG9 – 135x10 V-Groove face up (135mm cover)



TG9 – 175x10 Smooth face up (175mm cover)



TG9 – 175x10 V-Groove face up (175mm cover)



TG17 – 84x17 (84mm cover)

All profiles are supplied as standard with smooth dressed face. Brushed finish available on request subject to price premium (TG9 profile only).

Sanding of smooth dressed face required prior to coating. Please contact Abodo for recommended coating options.

Lengths: Mixed Length, supplied in lengths 1.2m and longer and/or Fixed Lengths at Abodo's option.

Colours: Standard range: Brushed range:



Vulcan Uncoated



Vulcan Brushed Uncoated

Vulcan Panelling

Product specifications

Name:	Abodo Vulcan Panelling.
Quality:	Select Grade /Front face and edges virtually free of any defects but with one edge knot and one small face defect allowed per piece in 20% of boards only. Back side with some defects allowed.
Substrate colour:	Chocolate brown. (Timber will weather to grey unless a pigmented coating is applied and maintained).
Finish:	Smooth dressed face. Brushed finish available optionally on request.
Durability:	Thermally modified – INTENZ Thermowood 230 degrees schedule. No chemical preservatives used. Field tested at SCION, Rotorua. Suitable for uses described in NZS3602:2003 Table 2A 'Requirements for wood-based building to achieve a 15 year durability performance Members exposed to exterior weather conditions and dampness'. Durability Class 1 (EN350-1), Class 2 above ground (AS5604).
Insect attack:	Thermally modified pine is resistant to most wood boring insects but is not always resistant to termites. Preservative treatment is required for termite zones.
Intended use:	Interior panelling, soffit lining, furniture.
Fire:	Group 3 or Group 1S using intumescent coating system.
Serviceable life:	30 years or more when maintained according to manufacturer's recommendations.
Warranty:	15 years against fungal decay (subject to terms and conditions).
Moisture content:	Approx. 7% MC (+/-2%) at time of dispatch.
Construction:	Laminated with vertical grain orientation.
Glue:	New generation polyurethane adhesive- VOC, solvent and formaldehyde free Exterior Type 1 - AS/NZS4364. Approved for Service Class 3 (exposed exterior applications).
Expected dimensional change in structure:	Width expansion approx 2%, length expansion approx 0.25%, thickness expansion approx 2.5% (from 7%MC to fibre saturation -variation will occur between boards).
Density:	~420 kg/m ³ .
Hardness:	Low (2.5kN Janka).
Weight:	TG9- 2.5kg/m ² . TG17- 7.1 kg/m ²
Thermal properties:	-0.011 W/(mK).
Compatibility:	Vulcan has little or no corrosiveness on metals and can be placed in contact with most building materials Normal PVA, PU, MUF glues and RF resins can be used.
Coating:	Vulcan will take most stains, penetrating oils, paints, polyurethanes and varnishes well, though uptake of coating is generally higher than normal. Smooth dressed faces must be thoroughly sanded with 120 grit sand paper prior to application of coating. For exterior applications with limited weather exposure only e.g. soffits, the front face and edges must be finished with an exterior coating system. For soffits Abodo Protector - Hybrid may be used. For interior applications such as ceilings and walls, film forming or high solids coatings e.g. Abodo Protector - Hybrid, hard wax oil, acrylic or polyurethane are recommended only. Please contact Abodo for further advice on specific application.
Certification:	FSC®-certified mixed, No.: SGS-COC-004944. Declare Certified – Red List Free.
EPD:	S-P-01543

Product handling

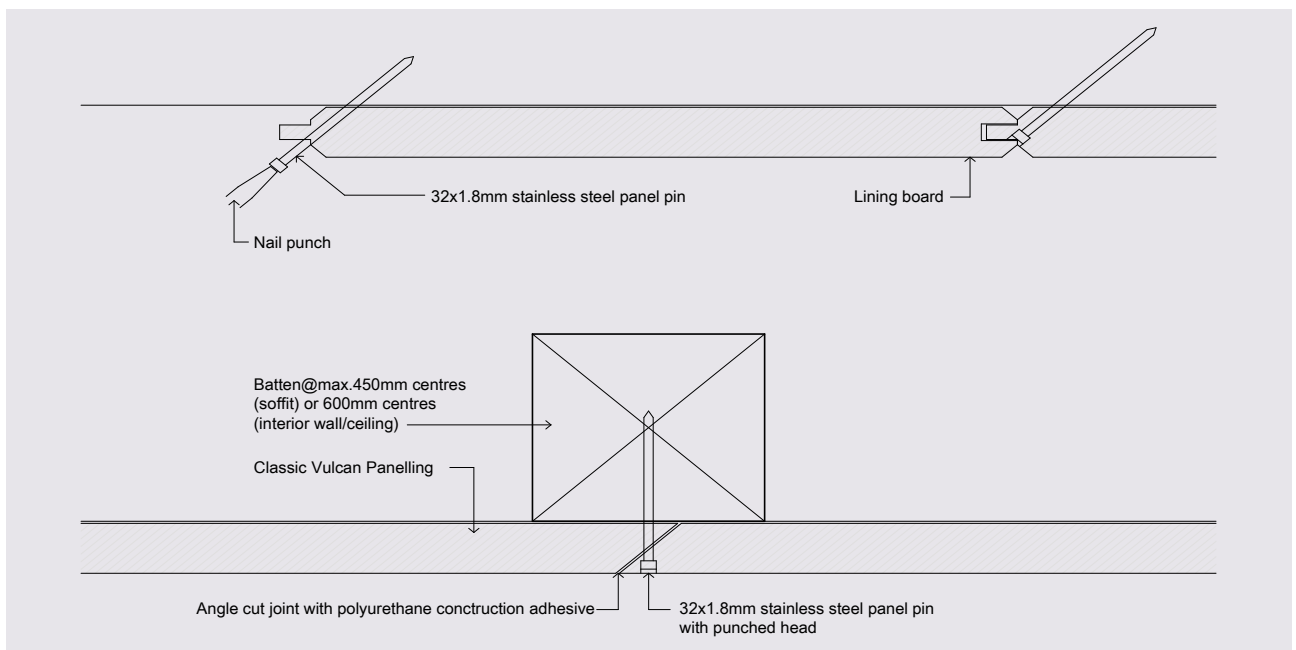
- Timber and accessories must be kept clean dry, under cover and out of the weather prior to installation.
- Timber must be stored horizontally on bearers at least 100mm off the ground.
- Extra care must be taken during installation so as not to damage the factory finish of the boards.
- Wear dust mask, eye protection when cutting timber.
- Timber may be disposed of as mulch, landfill or burnt.
- Wear gloves when handling to avoid marking the timber surface and to protect against splinters.
- Timber framing must be in accordance with NZS3604.
- Allow boards to acclimatise on site prior to installation.

Vulcan Panelling

Fixing overview

- Lining should not be installed if higher than 16% MC.
- Fix boards onto battens spaced at maximum 450mm centres for soffits, or maximum 600mm centres for interior walls/ceilings.
- Apply a bead of exterior polyurethane construction adhesive to each batten.
- Secret nail boards at a 45 degree angle into the tongue with one 32mm x 1.8mm stainless steel panel pin (hand driven or mechanically driven) per batten. For TG17 use 40mm fixing length.
- Face fix final board and punch nail head.
- Fixings at ends of boards must be pre-drilled before applying the fastener.
- Mitre join butt ends over battens only face fixing with one nail through the joint, use adhesive sealant in the gap.
- Use finishing mouldings where lining meets cladding, doors or windows.
- Faces must be thoroughly sanded with 120 grit sand paper prior to application of coating.

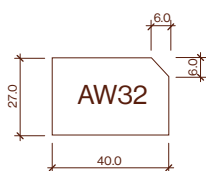
Fixing details:



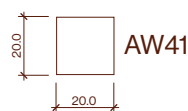
Maintenance

- Wash down as needed with gentle detergent, warm water and soft cloth.
- Re-coat as required to maintain the integrity of the surface coating.

Mouldings:



AW32 Eaves Mould



AW41 BS4S

Mouldings supplied as standard with light band sawn faces.

Vulcan Panelling

Accessories

Abodo Protector – Hybrid, 500ml sample bottles, 4L, 10, 200L:



P +64 9 249 0100
E info@abodo.co.nz
W abodo.co.nz