

# Vulcan WB10 / WB12 Vertical Weatherboard

## Sheet Index

Sheet No: Revision: Sheet Name:

H.V.1	02	Horizontal 20x45 Cavity Batten Fix
H.V.2	02	Horizontal 45x45 Structural Cavity Batten Fix
H.V.3	01	Base of wall - concrete floor
H.V.4	01	Base of wall - Timber floor
H.V.5	01	Inter-Storey Cavity Junction
H.V.6	01	Secret Fixing- Packer Cavity Batten - Stained
H.V.7	02	Face Fixed - Packer Cavity Batten
H.V.8	02	Structural Cavity Batten - 20x45
H.V.9	02	Structural 45x45 Cavity Batten
H.V.10	01	External 90° Corner - Boxed
H.V.11	01	External 135° Corner - Boxed
H.V.12	01	External 90° Corner - Rebated
H.V.13	01	External 90° corner-AW46 Moulding
H.V.14	01	Internal 90 Corner - Butted
H.V.15	01	Internal 90° Corner - AW46 Moulding
H.V.16	01	Internal 90° Corner - W Flashing
H.V.17	01	Internal 135° Corner - W Flashing
H.V.18	01	Enclosed Deck - Concrete Substrate
H.V.19	01	Enclosed Deck - Timber Substrate
H.V.20	01	Parapet Balustrade Cap Flashing
H.V.21	01	Parapet Balustrade Intersection With Wall - Butted
H.V.22	01	Parapet Balustrade Intersection With Wall - Flashing
H.V.23	01	Parapet Balustrade Intersection - AW6 Moulding
H.V.24	01	Meter Box Head
H.V.25	01	Meter Box Jamb
H.V.26	01	Meter Box Sill
H.V.27	01	Pipe Penetration
H.V.28	02	Weatherboard Fix - Packer Cavity Batten
H.V.29	02	Weatherboard Join - Vertical
H.V.30	01	Apron Flashing
H.V.31	01	Roof Kick-out Flashing Cavity
H.V.32	01	Top Of Wall - Flat Soffit
H.V.33	01	Top Of Wall - No Soffit
H.V.34	01	Top Of Wall - Slopping Soffit
H.V.35	01	Top of Wall Raking Soffit
H.V.36	01	Soffit Detail
H.V.37	02	Alternative Soffit 01
H.V.38	02	Alternative Soffit 02
H.V.39	01	Window Head
H.V.40	01	Window Jamb
H.V.41	01	Window Sill
H.V.42	01	Window Jamb - AW91 batten
H.V.43	01	Window Sill - AW91 batten



© Abodo Wood Ltd. 2020

info@abodo.co.nz  
T +64 (9) 249 0100

Abodo Wood Ltd.  
62 Ascot Road, Mangere,  
Auckland 2022, New Zealand

SHEET TITLE

## DETAIL INDEX

PROFILE

Vulcan WB10 / WB12 Vertical Weatherboard

SCALE:

- @ A4

PRINT  
DATE:

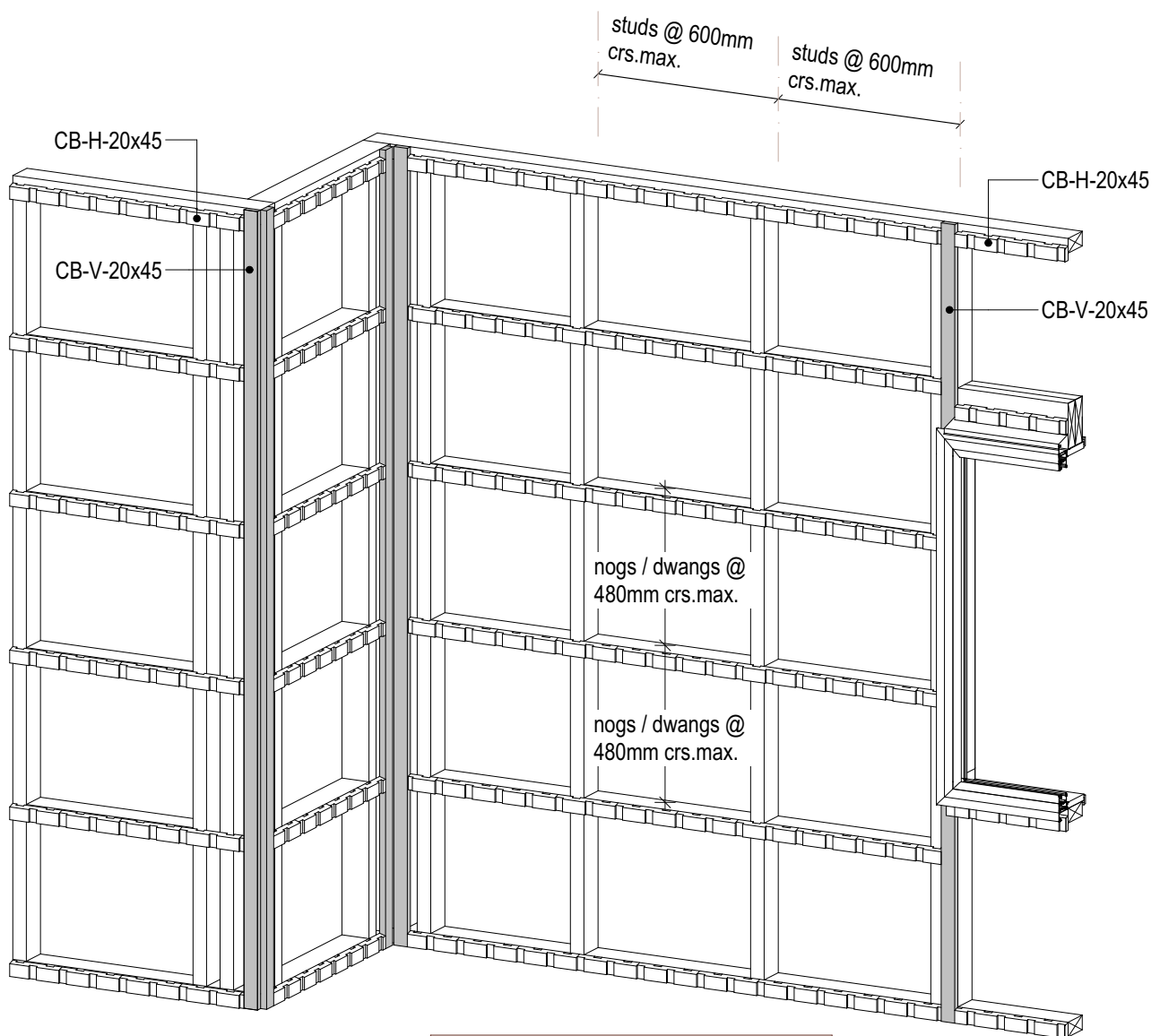
01/04/2020

SHEET NUMBER

H.V.

REVISION

01



**Optional:**  
**Structural Batten Fix**

CB-V-20x45 & CB-H-20x45  
Fixed at max. 300mm centres with  
2.8x60mm S.S. ring shank flat  
head nails or 8g x 50mm S.S.  
screws staggered 12mm of the  
centre line.



© Abodo Wood Ltd. 2020

info@abodo.co.nz  
T +64 (9) 249 0100

Abodo Wood Ltd.  
62 Ascot Road, Mangere,  
Auckland 2022, New Zealand

SHEET TITLE

## Horizontal 20x45 Cavity Batten Fix

PROFILE

Vulcan WB10 / WB12 Vertical Weatherboard

SCALE:

NTS @ A4

PRINT  
DATE:

01/04/2020

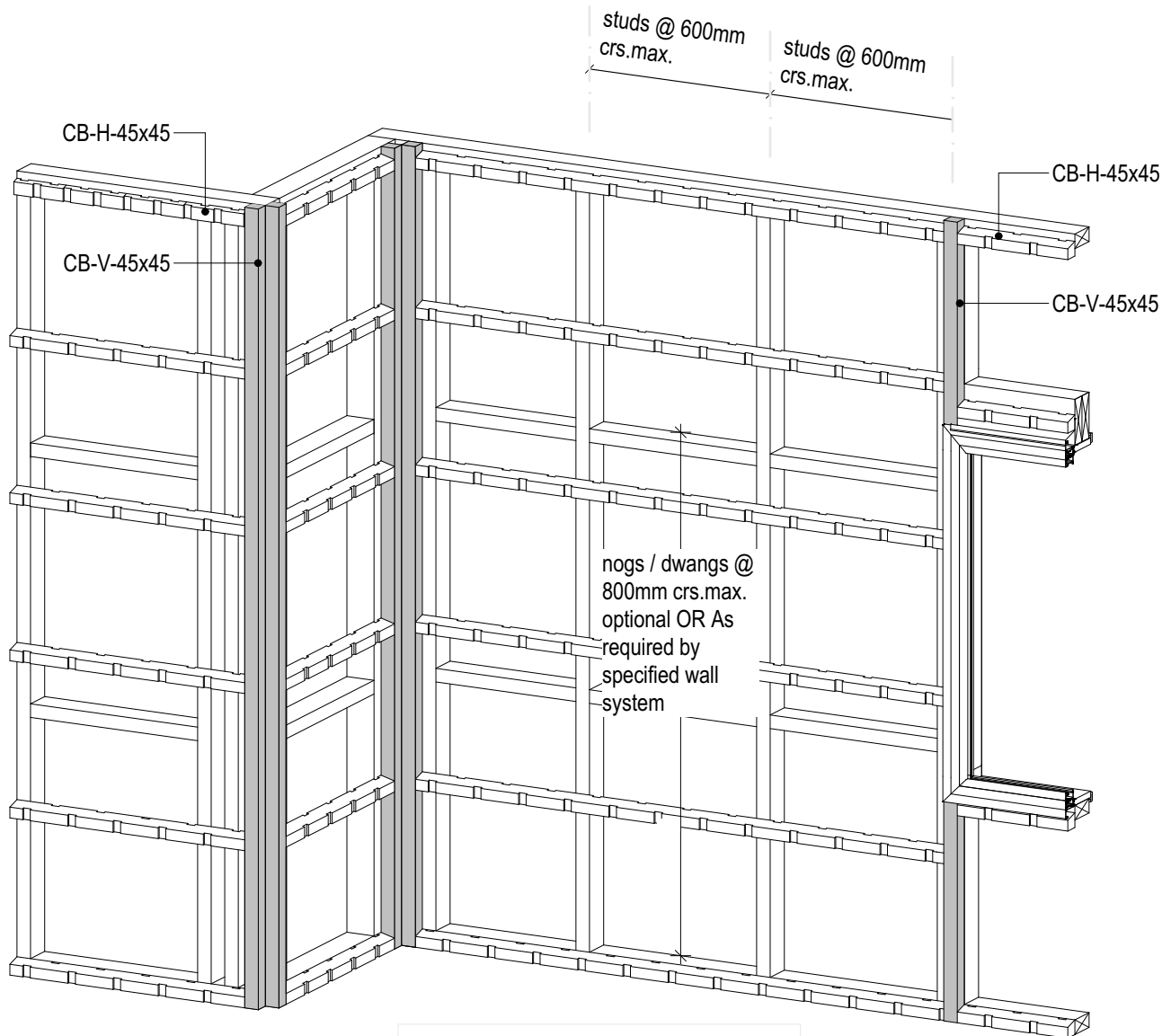
SHEET NUMBER

**H.V.1**

REVISION

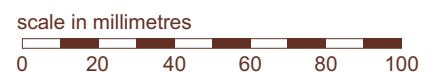
**02**

1. Weatherboards must be coated with at least one coat all sides prior to fixing.
2. Fixing points must be pre-drilled minimum 1mm smaller than the fastener.
3. Cut ends and exposed timber must be sealed with an approved coating or end seal.



### **Structural Batten Fix**

CB-V-45x45 & CB-H-45x45  
Fixed at max. 600mm centres with  
4.0x90mm S.S. ring shank flat  
head nails or 8g x 75mm S.S.  
screws staggered 12mm of the  
centre line.



© Abodo Wood Ltd. 2020

info@abodo.co.nz  
T +64 (9) 249 0100

Abodo Wood Ltd.  
62 Ascot Road, Mangere,  
Auckland 2022, New Zealand

SHEET TITLE

## **Horizontal 45x45 Structural Cavity Batten Fix**

PROFILE

Vulcan WB10 / WB12 Vertical Weatherboard

SCALE:

1:2 @ A4

PRINT  
DATE:

01/04/2020

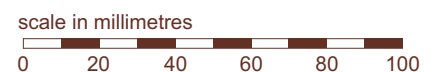
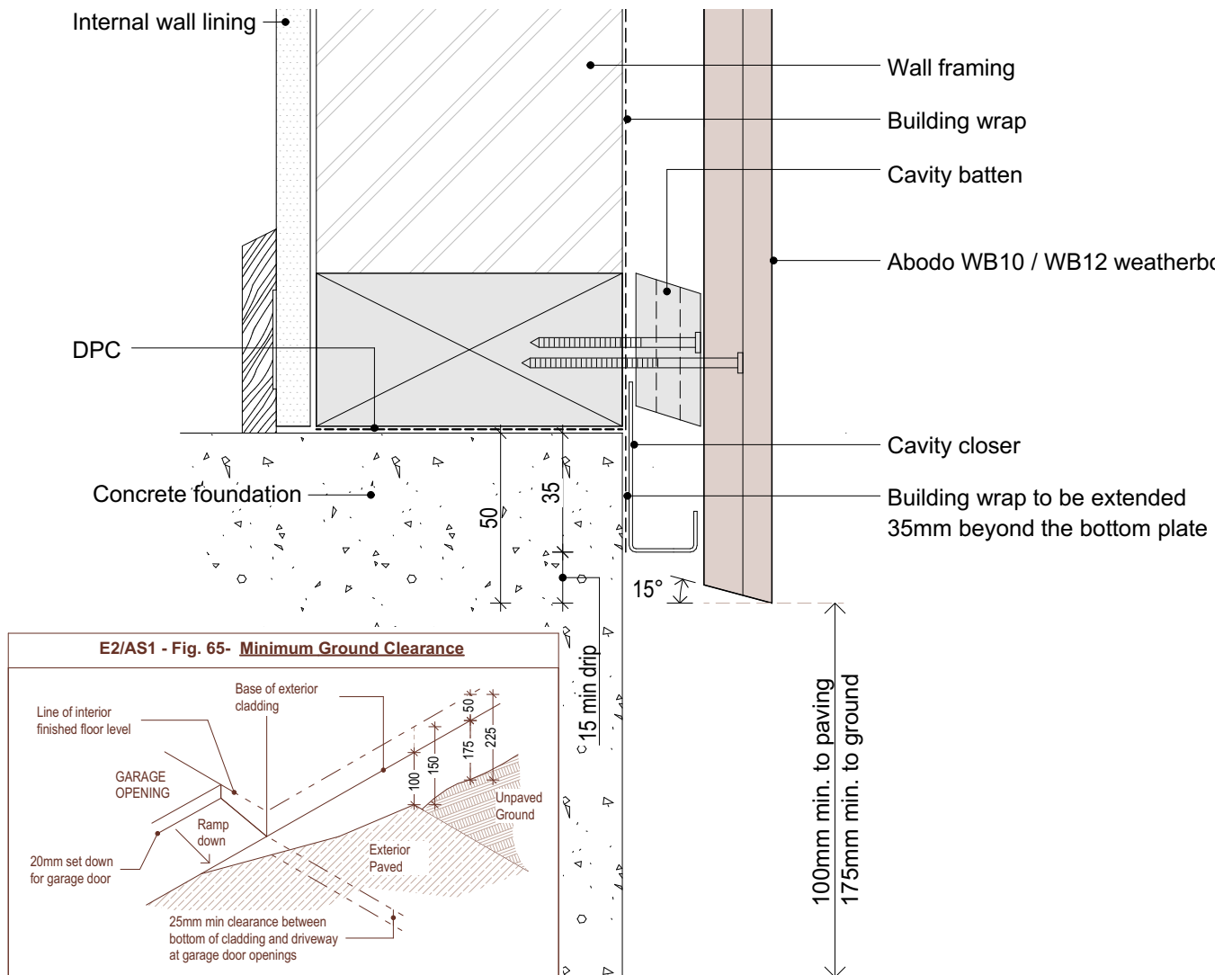
SHEET NUMBER

**H.V.2**

REVISION

**02**

1. Weatherboards must be coated with at least one coat all sides prior to fixing.
2. Fixing points must be pre-drilled minimum 1mm smaller than the fastener.
3. Cut ends and exposed timber must be sealed with an approved coating or end seal.



© Abodo Wood Ltd. 2020  
info@abodo.co.nz  
T +64 (9) 249 0100

Abodo Wood Ltd.  
62 Ascot Road, Mangere,  
Auckland 2022, New Zealand

SHEET TITLE

Base of wall - concrete floor

PROFILE

Vulcan WB10 / WB12 Vertical Weatherboard

SCALE:

1:2 @ A4

PRINT  
DATE:

01/04/2020

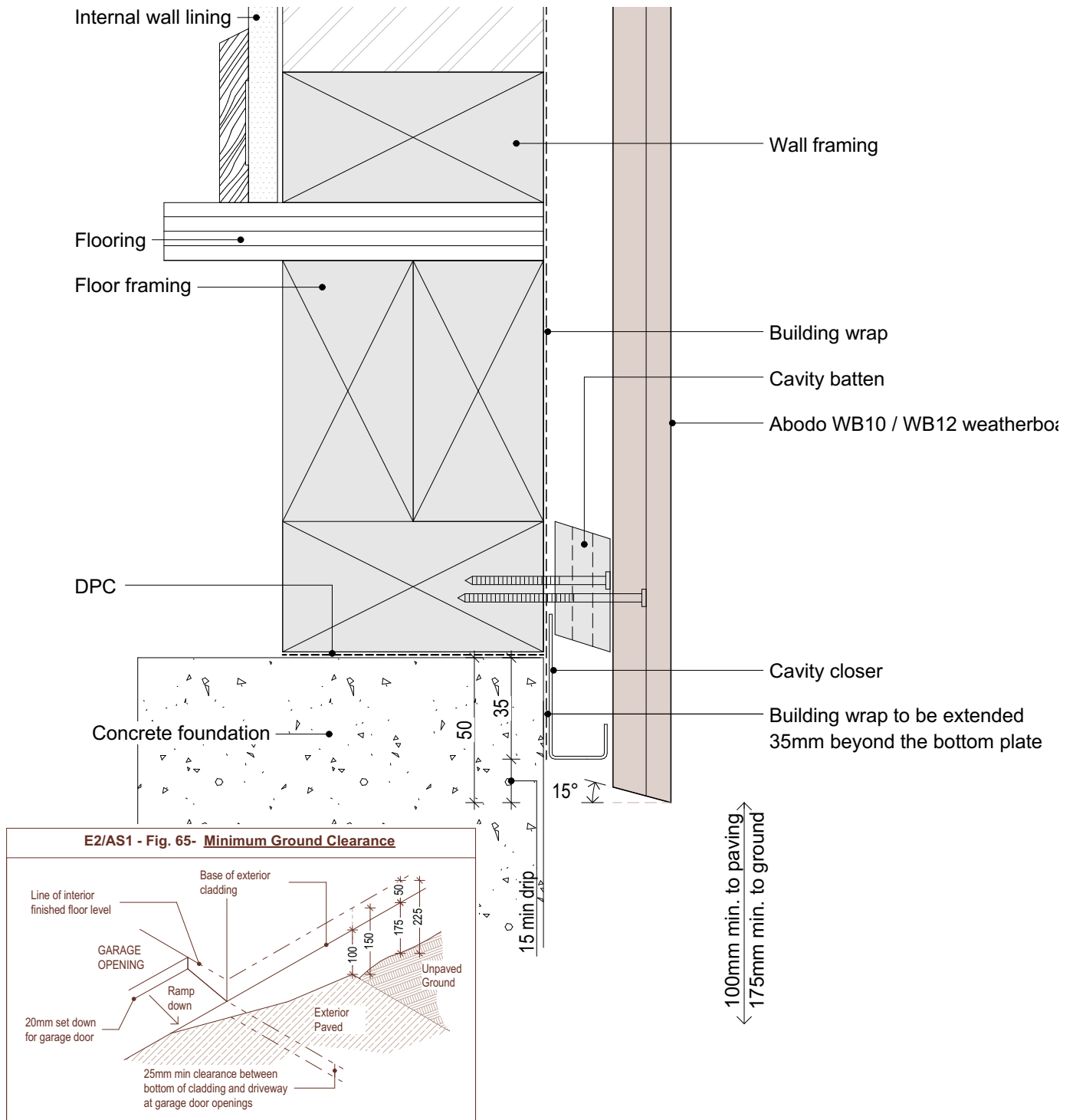
SHEET NUMBER

H.V.3

REVISION

01

1. Weatherboards must be coated with at least one coat all sides prior to fixing.
2. Fixing points must be pre-drilled minimum 1mm smaller than the fastener.
3. Cut ends and exposed timber must be sealed with an approved coating or end seal.



**ABODO**

scale in millimetres

0 20 40 60 80 100



© Abodo Wood Ltd. 2020  
info@abodo.co.nz  
T +64 (9) 249 0100

Abodo Wood Ltd.  
62 Ascot Road, Mangere,  
Auckland 2022, New Zealand

SHEET TITLE

Base of wall - Timber floor

PROFILE

Vulcan WB10 / WB12 Vertical Weatherboard

SCALE:

1:2 @ A4

PRINT DATE:

01/04/2020

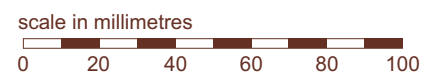
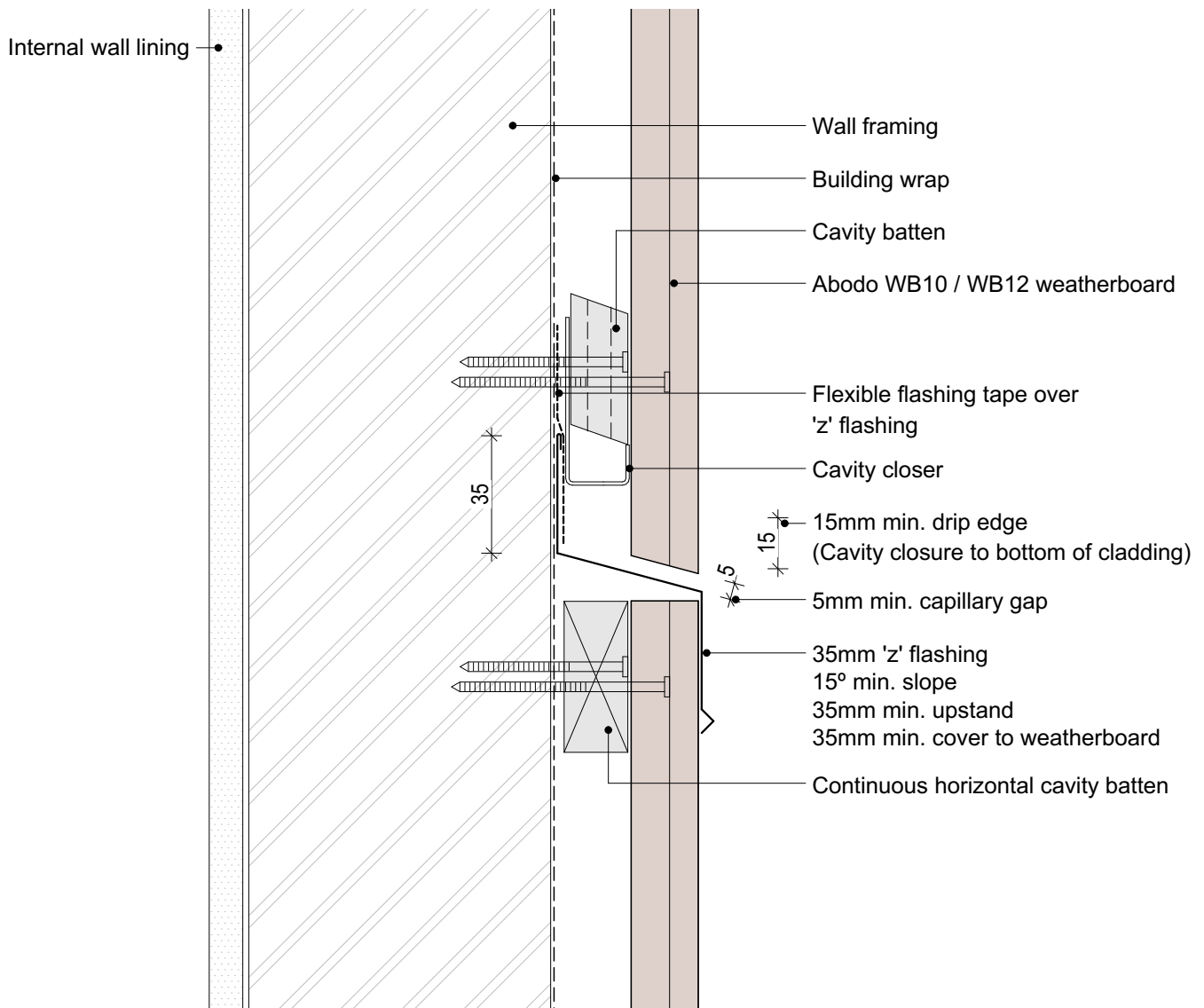
SHEET NUMBER

H.V.4

REVISION

01

1. Weatherboards must be coated with at least one coat all sides prior to fixing.
2. Fixing points must be pre-drilled minimum 1mm smaller than the fastener.
3. Cut ends and exposed timber must be sealed with an approved coating or end seal.



© Abodo Wood Ltd. 2020  
 info@abodo.co.nz  
 T +64 (9) 249 0100

Abodo Wood Ltd.  
 62 Ascot Road, Mangere,  
 Auckland 2022, New Zealand

SHEET TITLE

## Inter-Storey Cavity Junction

PROFILE

Vulcan WB10 / WB12 Vertical Weatherboard

SCALE: 1:2 @ A4

PRINT DATE: 01/04/2020

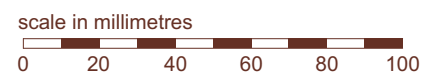
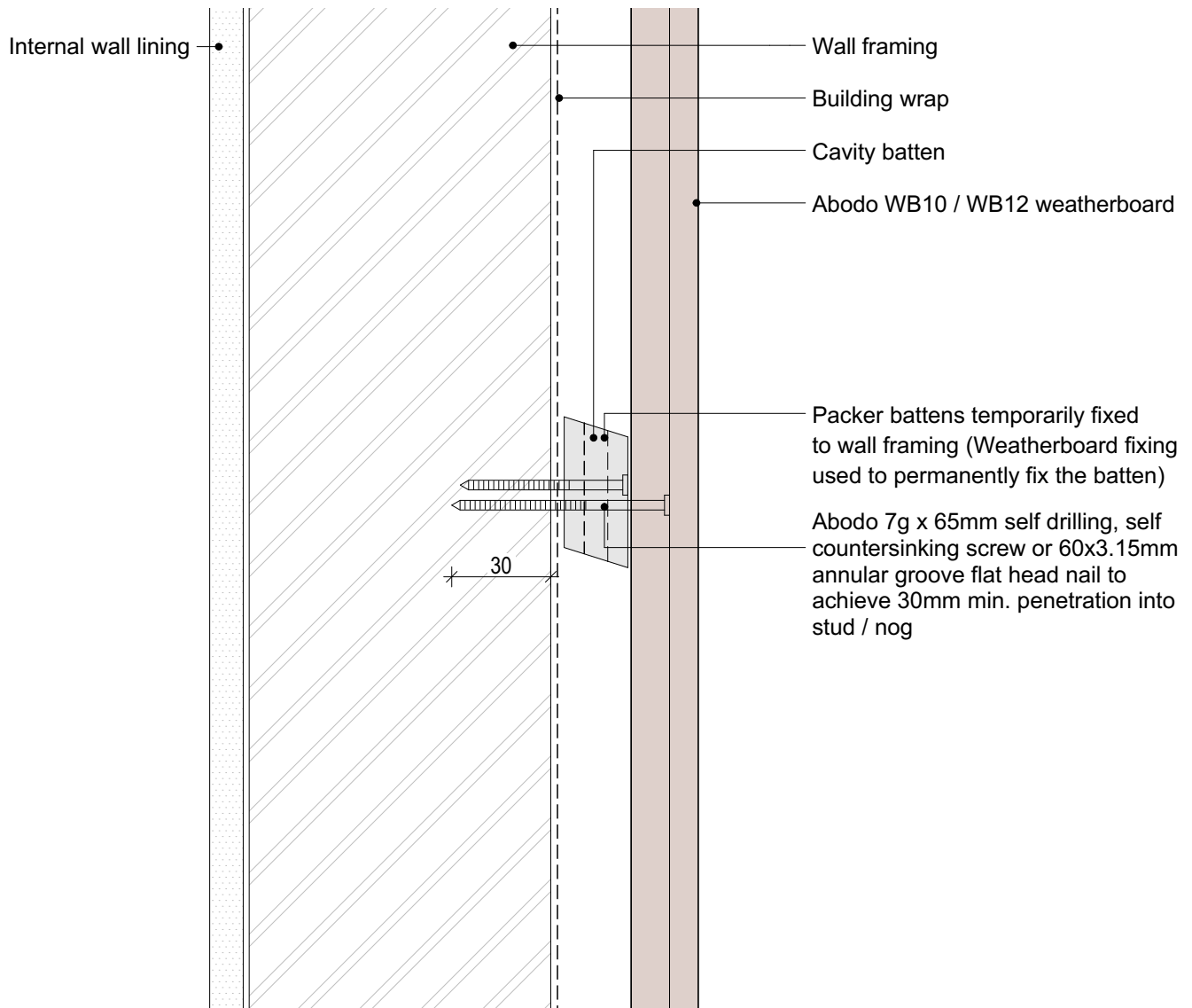
SHEET NUMBER

**H.V.5**

REVISION

**01**

1. Weatherboards must be coated with at least one coat all sides prior to fixing.
2. Fixing points must be pre-drilled minimum 1mm smaller than the fastener.
3. Cut ends and exposed timber must be sealed with an approved coating or end seal.



© Abodo Wood Ltd. 2020  
 info@abodo.co.nz  
 T +64 (9) 249 0100

Abodo Wood Ltd.  
 62 Ascot Road, Mangere,  
 Auckland 2022, New Zealand

SHEET TITLE

**Secret Fixing- Packer Cavity Batten - Stained**

PROFILE

Vulcan WB10 / WB12 Vertical Weatherboard

SCALE:

1:2 @ A4

PRINT  
DATE:

01/04/2020

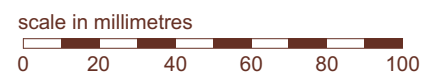
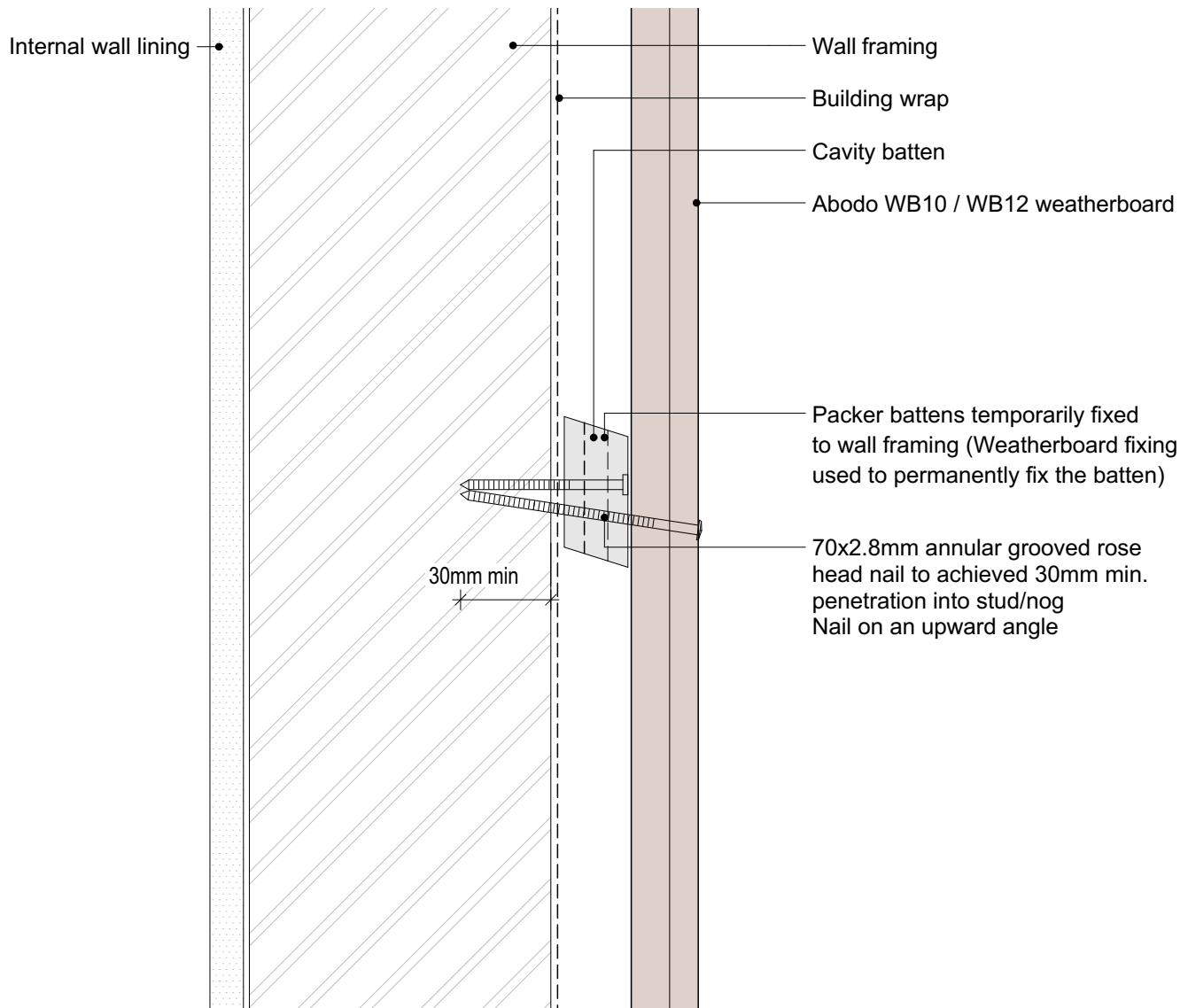
SHEET NUMBER

**H.V.6**

REVISION

**01**

1. Weatherboards must be coated with at least one coat all sides prior to fixing.
2. Fixing points must be pre-drilled minimum 1mm smaller than the fastener.
3. Cut ends and exposed timber must be sealed with an approved coating or end seal.



© Abodo Wood Ltd. 2020  
info@abodo.co.nz  
T +64 (9) 249 0100

Abodo Wood Ltd.  
62 Ascot Road, Mangere,  
Auckland 2022, New Zealand

SHEET TITLE

## Face Fixed - Packer Cavity Batten

PROFILE

Vulcan WB10 / WB12 Vertical Weatherboard

SCALE:

1:2 @ A4

PRINT DATE:

01/04/2020

SHEET NUMBER

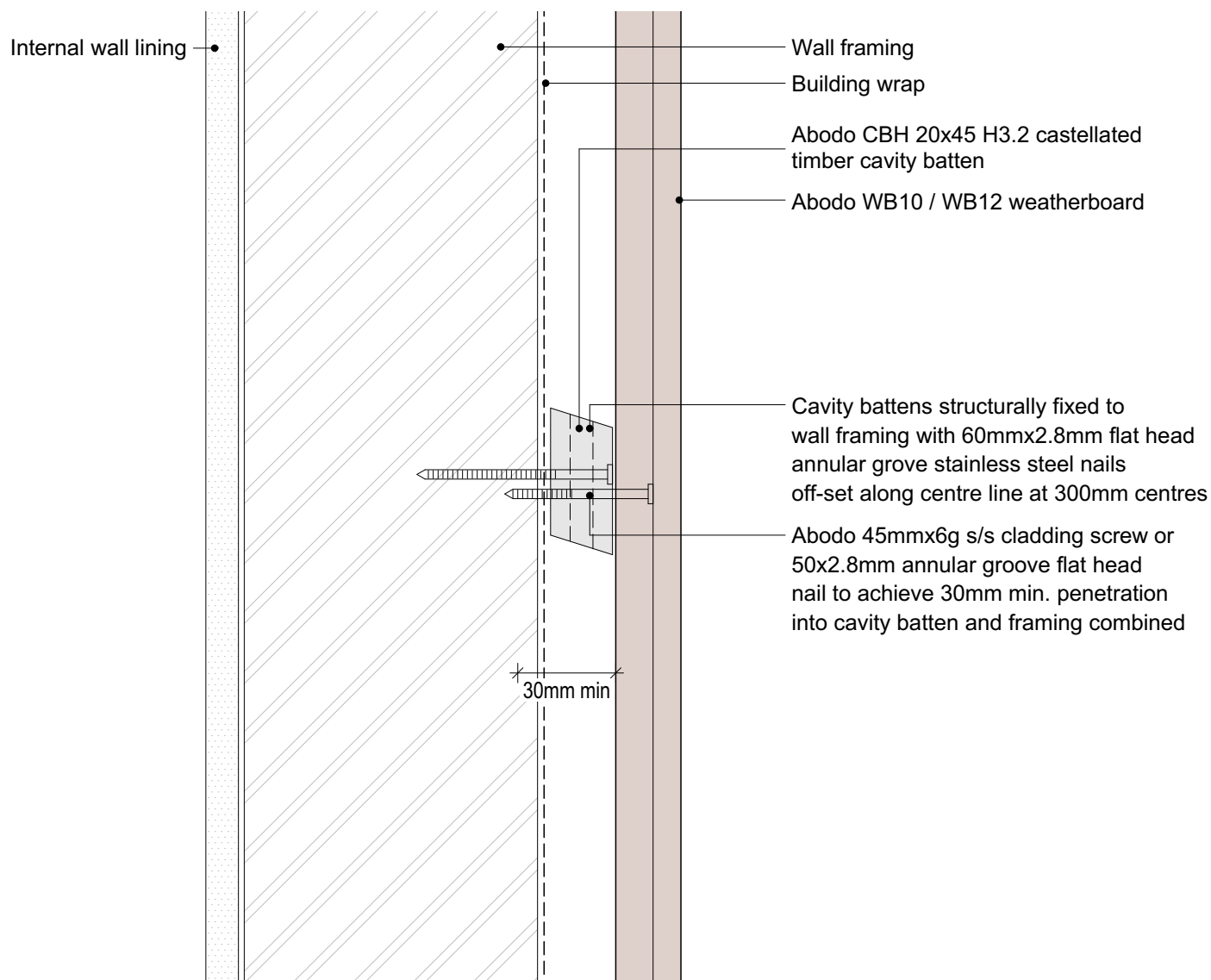
**H.V.7**

REVISION

**02**



1. Weatherboards must be coated with at least one coat all sides prior to fixing.
2. Fixing points must be pre-drilled minimum 1mm smaller than the fastener.
3. Cut ends and exposed timber must be sealed with an approved coating or end seal.



© Abodo Wood Ltd. 2020

info@abodo.co.nz  
T +64 (9) 249 0100

Abodo Wood Ltd.  
62 Ascot Road, Mangere,  
Auckland 2022, New Zealand

SHEET TITLE

## Structural Cavity Batten - 20x45

PROFILE

Vulcan WB10 / WB12 Vertical Weatherboard

SCALE:

1:2 @ A4

PRINT DATE:

01/04/2020

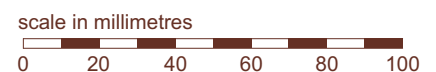
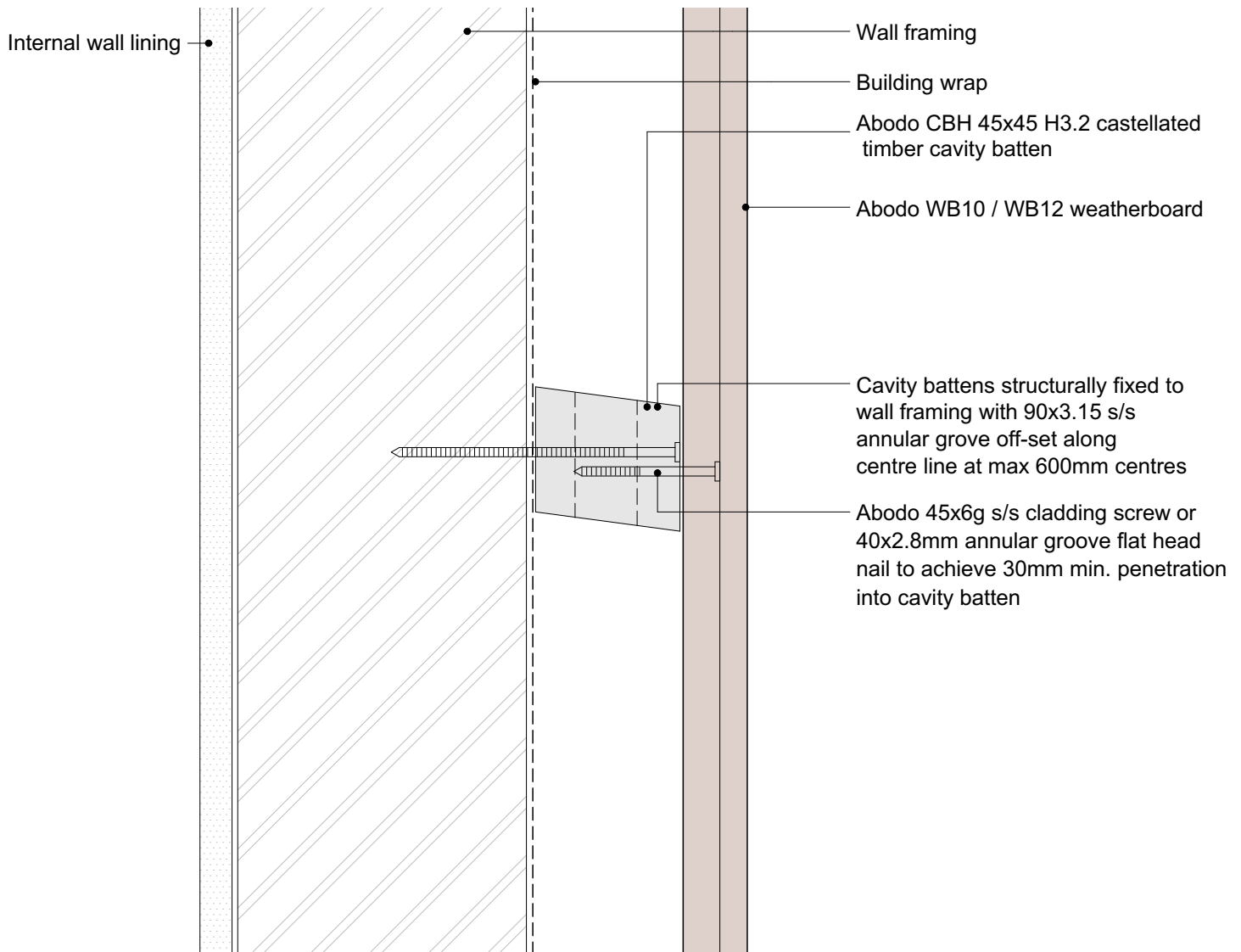
SHEET NUMBER


**H.V.8**

REVISION

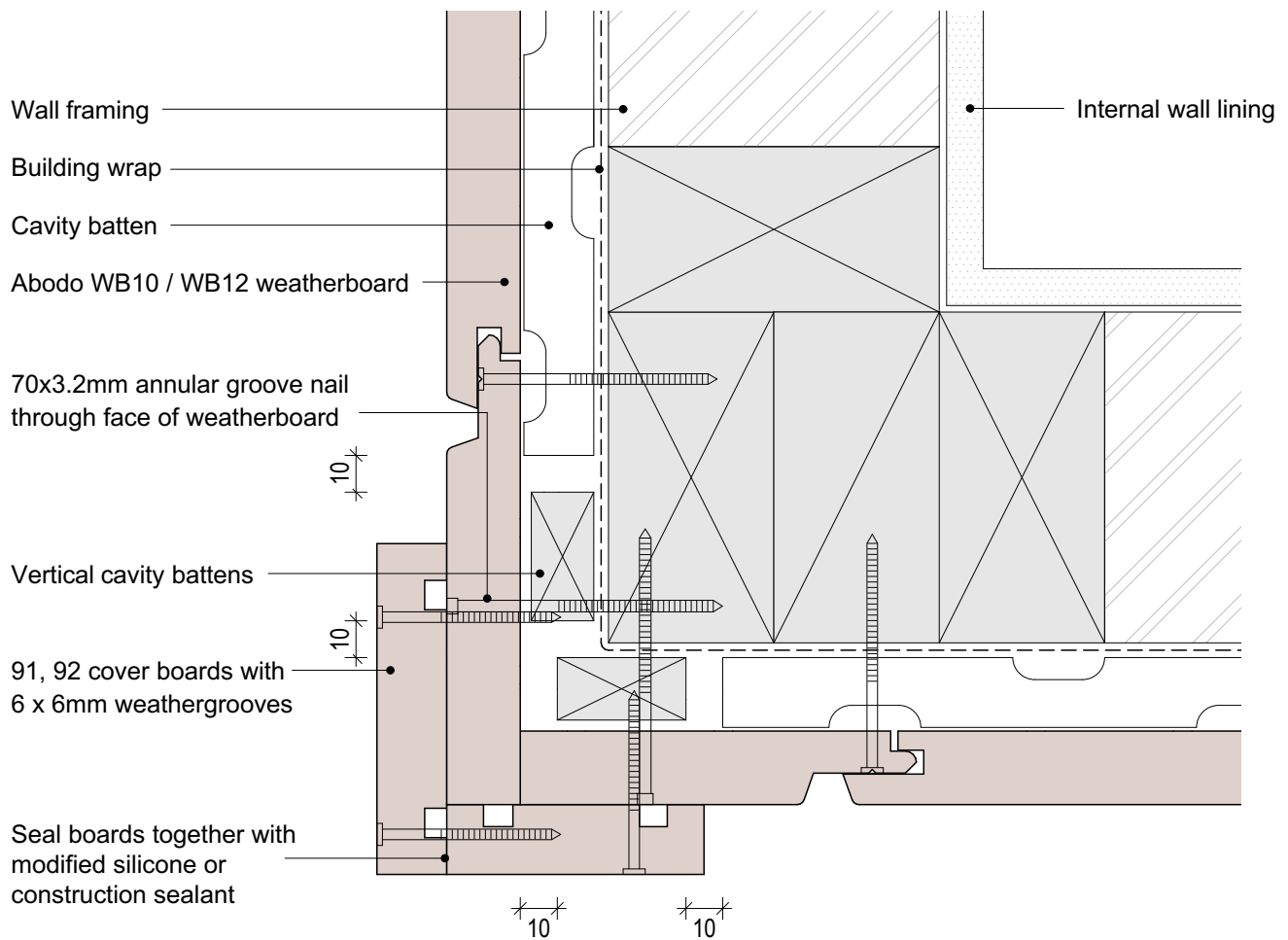
**02**

1. Weatherboards must be coated with at least one coat all sides prior to fixing.
2. Fixing points must be pre-drilled minimum 1mm smaller than the fastener.
3. Cut ends and exposed timber must be sealed with an approved coating or end seal.



<div>CM70046</div> <div></div> <div>Codemark™</div>	<div>© Abodo Wood Ltd. 2020</div> <div>info@abodo.co.nz</div> <div>T +64 (9) 249 0100</div>	SHEET TITLE				Structural 45x45 Cavity Batten			
	<div>Abodo Wood Ltd.</div> <div>62 Ascot Road, Mangere,</div> <div>Auckland 2022, New Zealand</div>	PROFILE		SCALE:		SHEET NUMBER		REVISION	
				1:2 @ A4		H.V.9		02	
		Vulcan WB10 / WB12 Vertical Weatherboard		PRINT DATE: 01/04/2020					

1. Weatherboards must be coated with at least one coat all sides prior to fixing.
2. Fixing points must be pre-drilled minimum 1mm smaller than the fastener.
3. Cut ends and exposed timber must be sealed with an approved coating or end seal.



scale in millimetres

0 20 40 60 80 100



© Abodo Wood Ltd. 2020  
info@abodo.co.nz  
T +64 (9) 249 0100

SHEET TITLE

External 90° Corner - Boxed

PROFILE

Vulcan WB10 / WB12 Vertical Weatherboard

SCALE:

1:2 @ A4

PRINT DATE:

01/04/2020

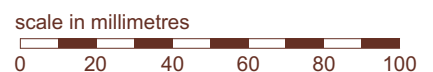
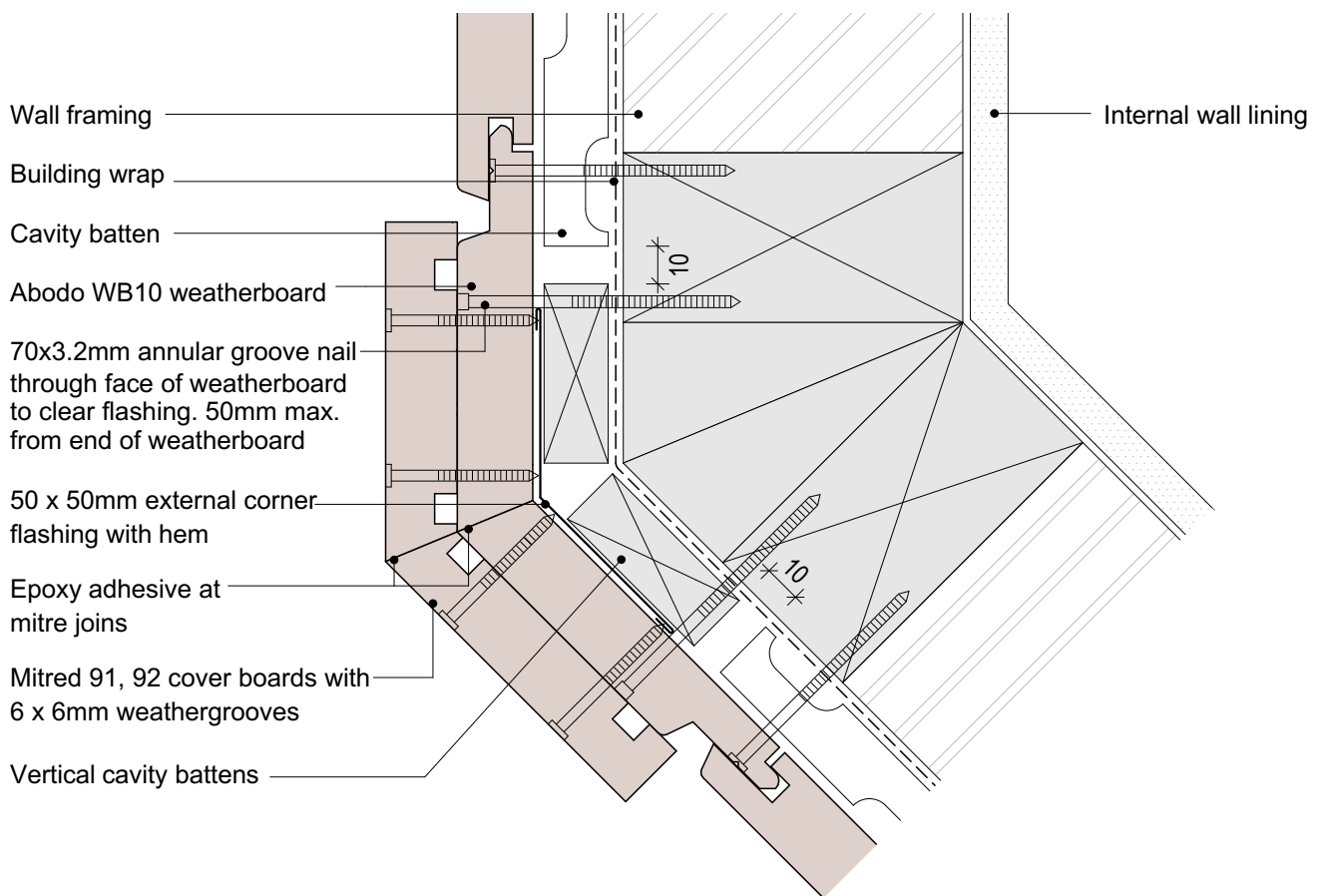
SHEET NUMBER

H.V.10

REVISION

01

1. Weatherboards must be coated with at least one coat all sides prior to fixing.
2. Fixing points must be pre-drilled minimum 1mm smaller than the fastener.
3. Cut ends and exposed timber must be sealed with an approved coating or end seal.



© Abodo Wood Ltd. 2020  
 info@abodo.co.nz  
 T +64 (9) 249 0100

Abodo Wood Ltd.  
 62 Ascot Road, Mangere,  
 Auckland 2022, New Zealand

SHEET TITLE

## External 135° Corner - Boxed

PROFILE

Vulcan WB10 / WB12 Vertical Weatherboard

SCALE:

1:2 @ A4

PRINT  
DATE:

01/04/2020

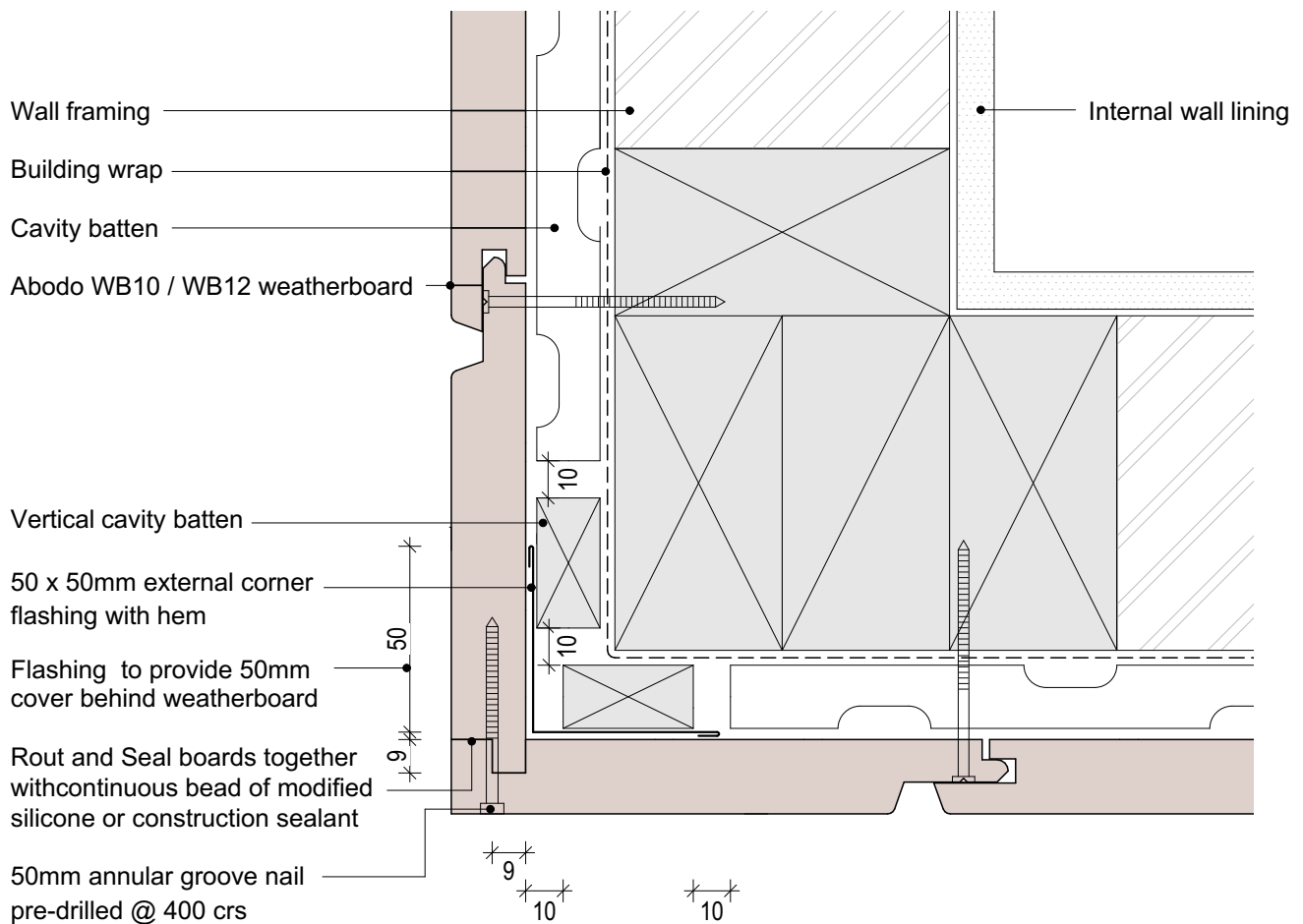
SHEET NUMBER

H.V.11

REVISION

01

1. Weatherboards must be coated with at least one coat all sides prior to fixing.
2. Fixing points must be pre-drilled minimum 1mm smaller than the fastener.
3. Cut ends and exposed timber must be sealed with an approved coating or end seal.



scale in millimetres

0 20 40 60 80 100



© Abodo Wood Ltd. 2020  
info@abodo.co.nz  
T +64 (9) 249 0100

SHEET TITLE

External 90° Corner - Rebated

PROFILE

Vulcan WB10 / WB12 Vertical Weatherboard

SCALE:

1:2 @ A4

PRINT DATE:

01/04/2020

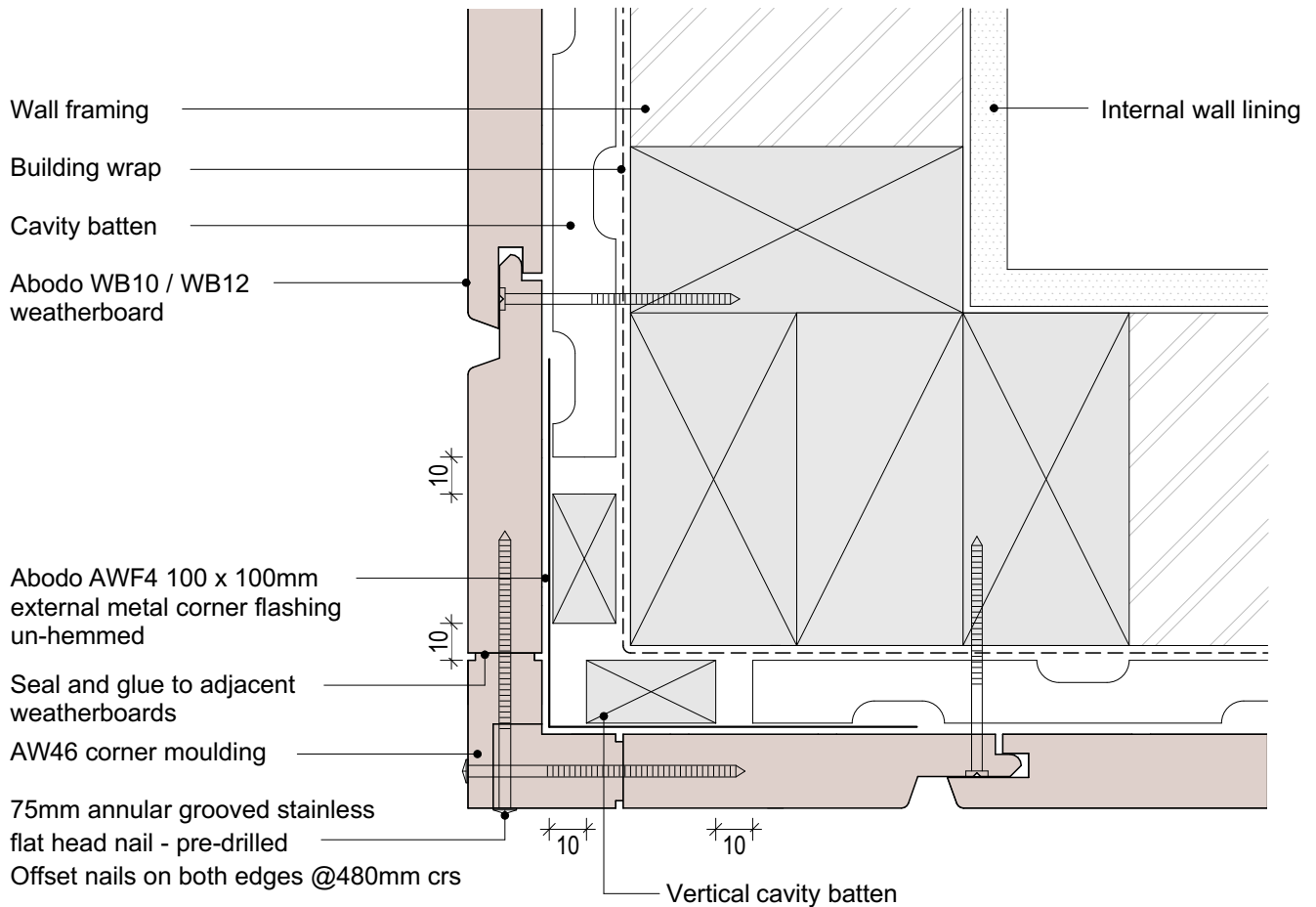
SHEET NUMBER

H.V.12

REVISION

01

1. Weatherboards must be coated with at least one coat all sides prior to fixing.
2. Fixing points must be pre-drilled minimum 1mm smaller than the fastener.
3. Cut ends and exposed timber must be sealed with an approved coating or end seal.



© Abodo Wood Ltd. 2020  
 info@abodo.co.nz  
 T +64 (9) 249 0100

Abodo Wood Ltd.  
 62 Ascot Road, Mangere,  
 Auckland 2022, New Zealand

SHEET TITLE

## External 90° corner-AW46 Moulding

PROFILE

Vulcan WB10 / WB12 Vertical Weatherboard

SCALE:

1:2 @ A4

PRINT DATE:

01/04/2020

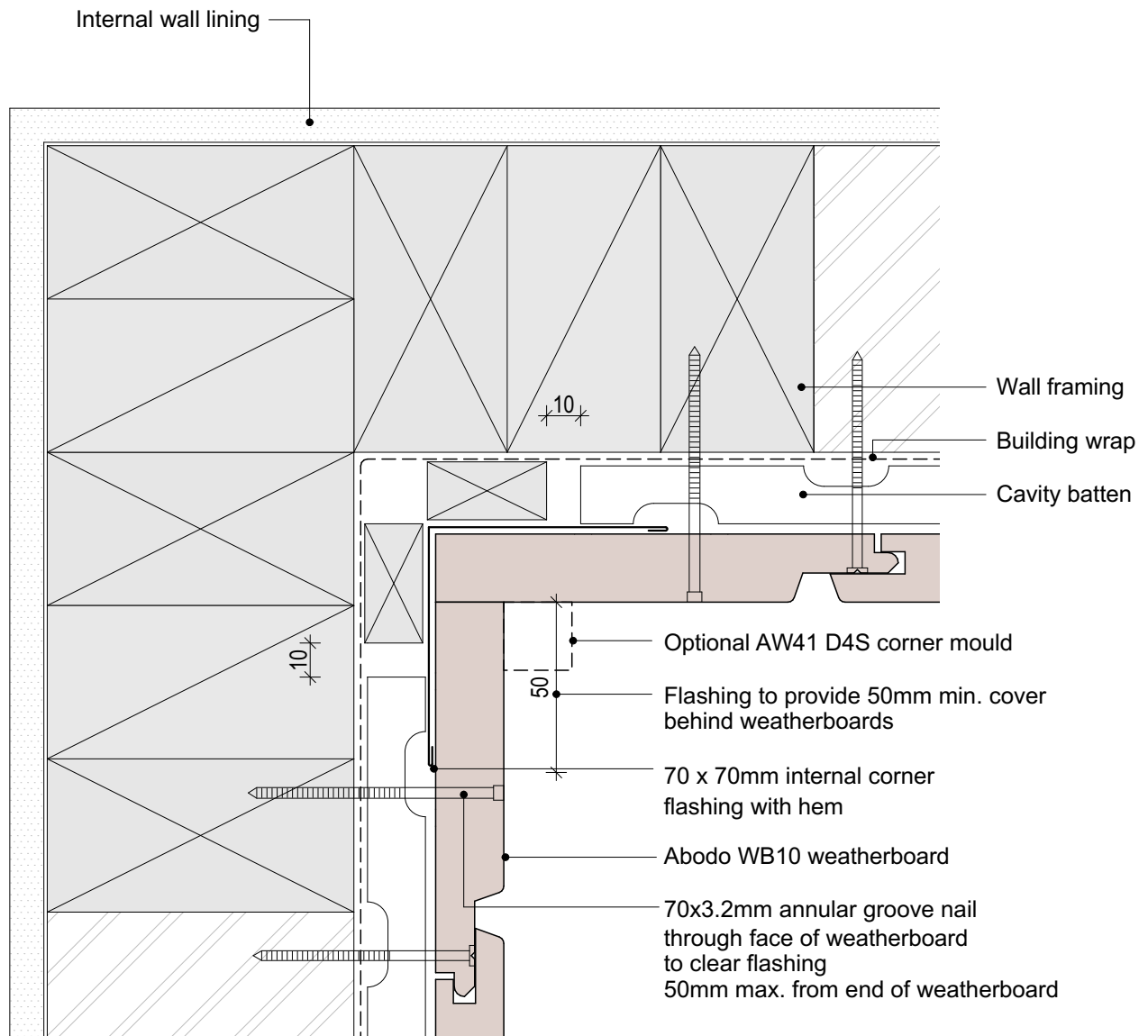
SHEET NUMBER

H.V.13

REVISION

01

1. Weatherboards must be coated with at least one coat all sides prior to fixing.
2. Fixing points must be pre-drilled minimum 1mm smaller than the fastener.
3. Cut ends and exposed timber must be sealed with an approved coating or end seal.



scale in millimetres

0 20 40 60 80 100



© Abodo Wood Ltd. 2020  
info@abodo.co.nz  
T +64 (9) 249 0100

Abodo Wood Ltd.  
62 Ascot Road, Mangere,  
Auckland 2022, New Zealand

SHEET TITLE

## Internal 90 Corner - Butted

PROFILE

Vulcan WB10 / WB12 Vertical Weatherboard

SCALE:

1:2 @ A4

PRINT  
DATE:

01/04/2020

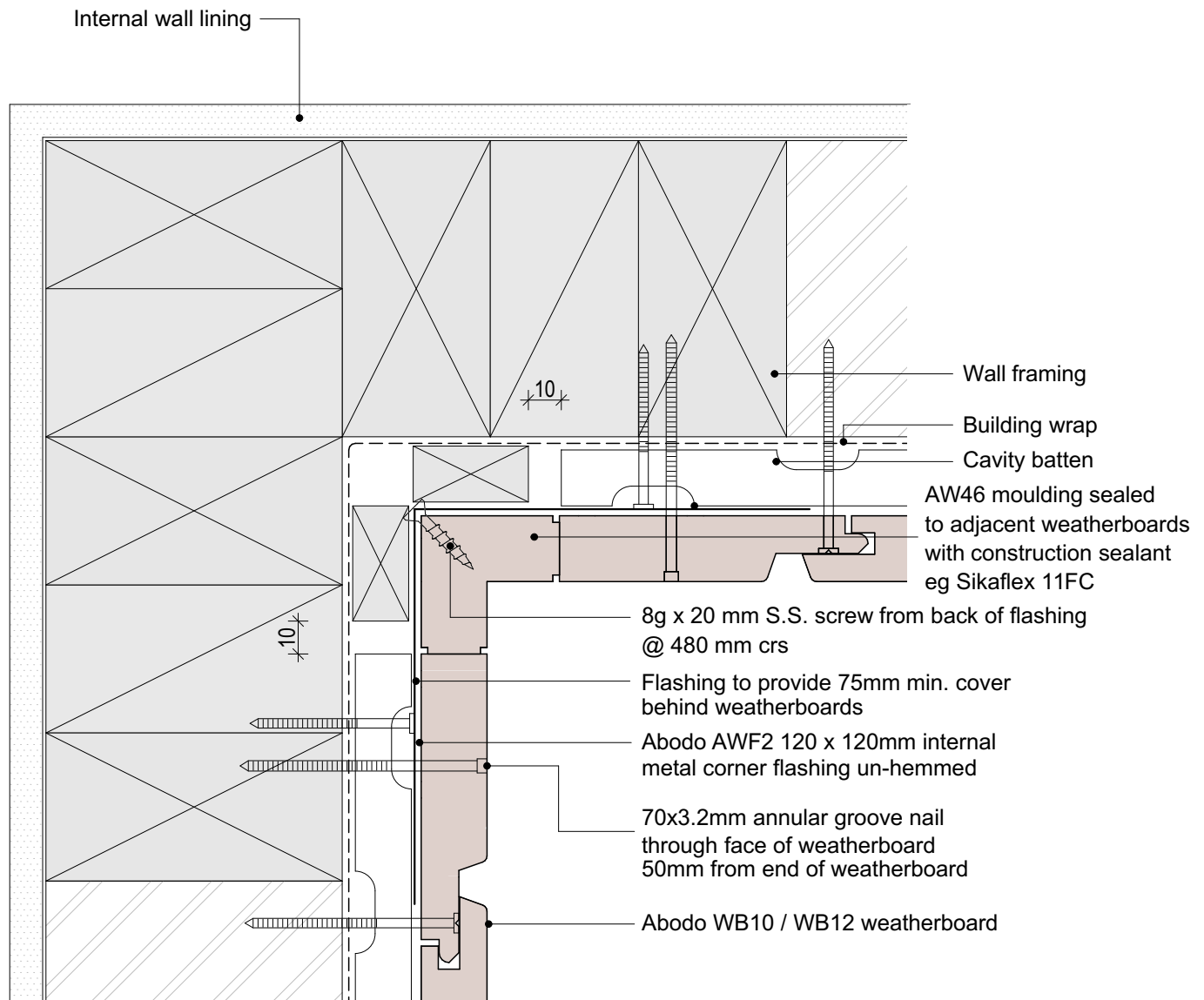
SHEET NUMBER

**H.V.14**

REVISION

**01**

1. Weatherboards must be coated with at least one coat all sides prior to fixing.
2. Fixing points must be pre-drilled minimum 1mm smaller than the fastener.
3. Cut ends and exposed timber must be sealed with an approved coating or end seal.



© Abodo Wood Ltd. 2020  
 info@abodo.co.nz  
 T +64 (9) 249 0100

Abodo Wood Ltd.  
 62 Ascot Road, Mangere,  
 Auckland 2022, New Zealand

SHEET TITLE

## Internal 90° Corner - AW46 Moulding

PROFILE

Vulcan WB10 / WB12 Vertical Weatherboard

SCALE:

1:2 @ A4

PRINT DATE:

01/04/2020

SHEET NUMBER

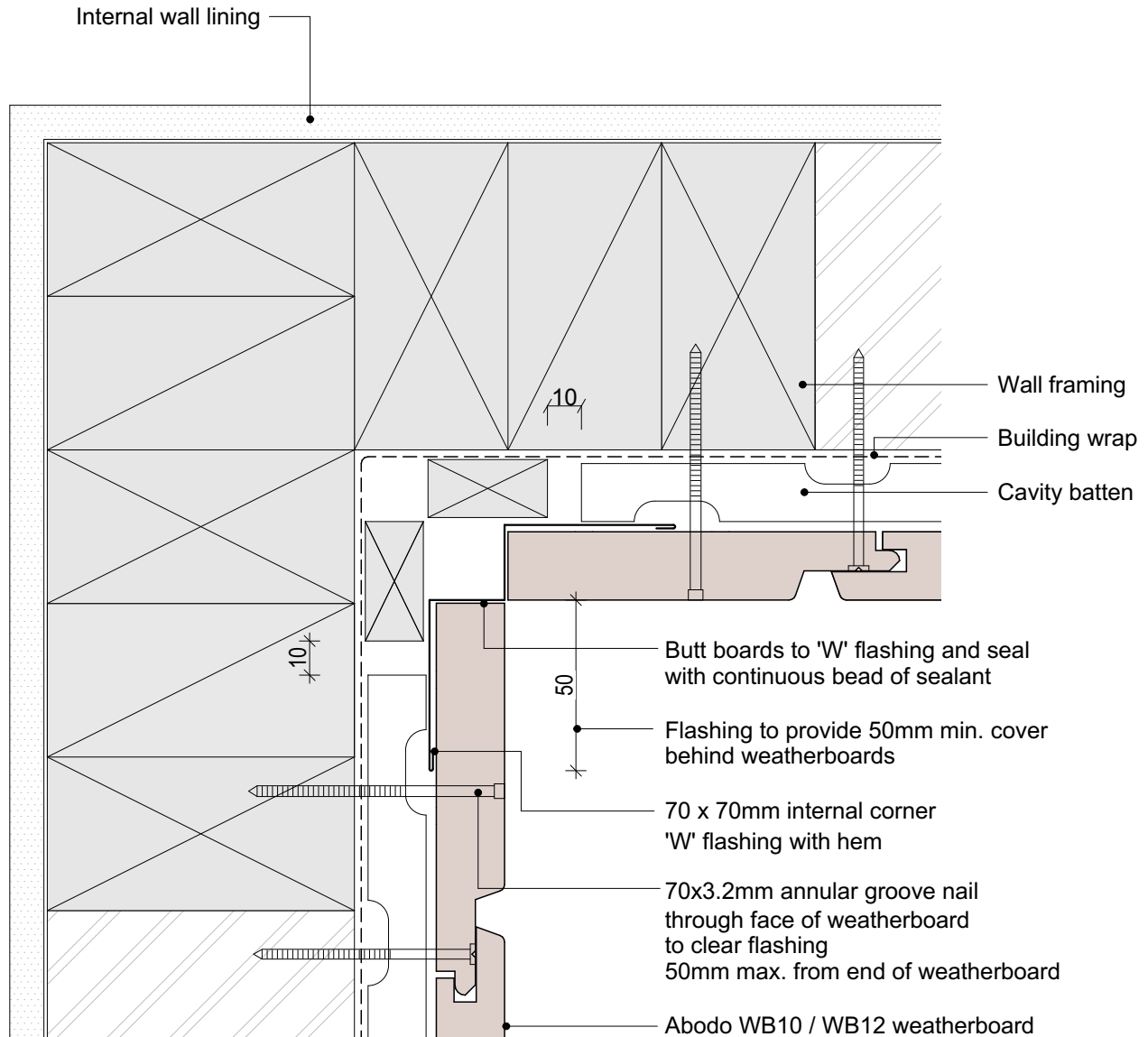
H.V.15

REVISION

01



1. Weatherboards must be coated with at least one coat all sides prior to fixing.
2. Fixing points must be pre-drilled minimum 1mm smaller than the fastener.
3. Cut ends and exposed timber must be sealed with an approved coating or end seal.



© Abodo Wood Ltd. 2020  
 info@abodo.co.nz  
 T +64 (9) 249 0100

Abodo Wood Ltd.  
 62 Ascot Road, Mangere,  
 Auckland 2022, New Zealand

SHEET TITLE

## Internal 90° Corner - W Flashing

PROFILE

Vulcan WB10 / WB12 Vertical Weatherboard

SCALE:

1:2 @ A4

PRINT DATE:

01/04/2020

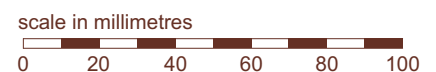
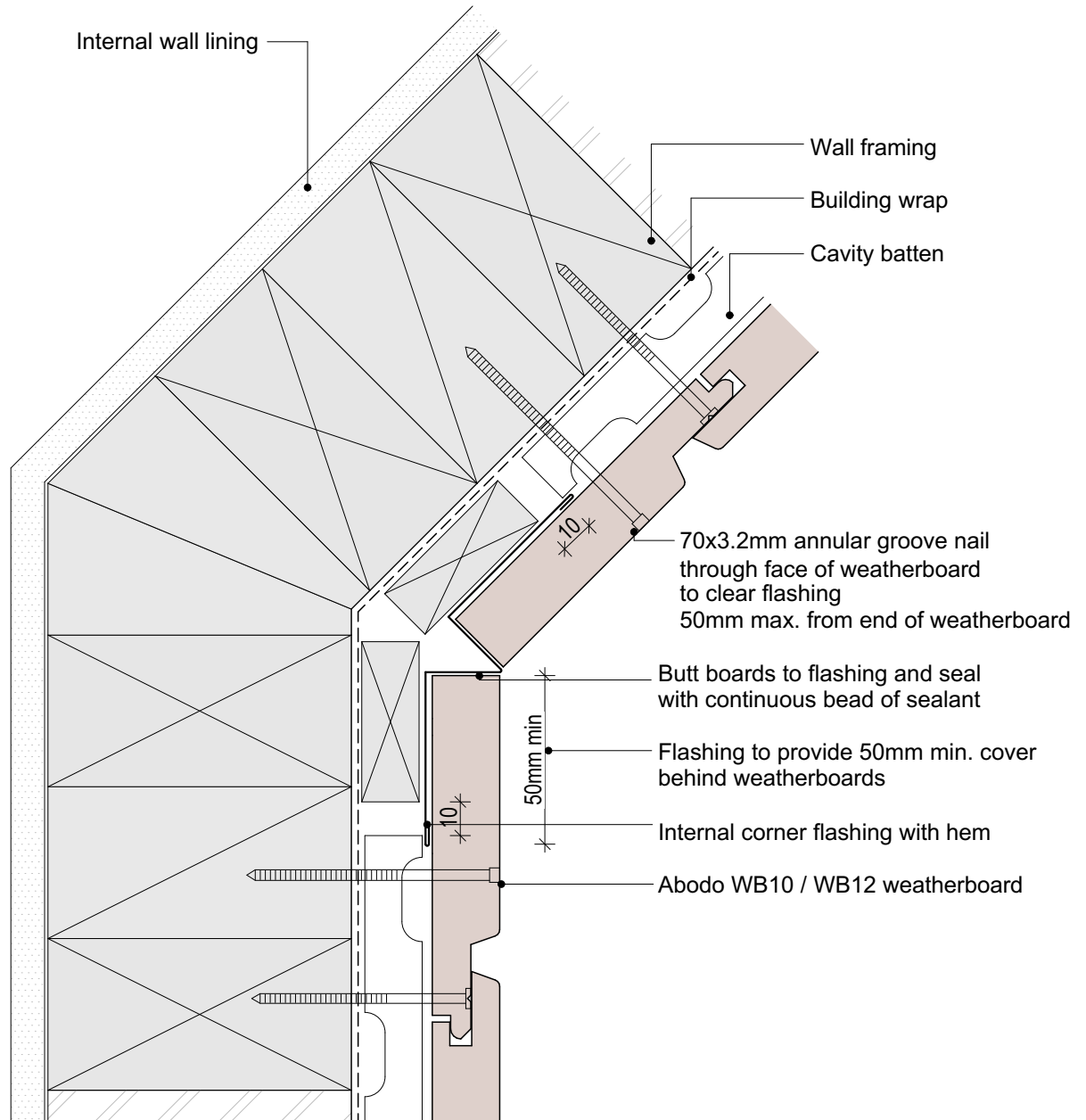
SHEET NUMBER

H.V.16

REVISION

01

1. Weatherboards must be coated with at least one coat all sides prior to fixing.
2. Fixing points must be pre-drilled minimum 1mm smaller than the fastener.
3. Cut ends and exposed timber must be sealed with an approved coating or end seal.



© Abodo Wood Ltd. 2020  
 info@abodo.co.nz  
 T +64 (9) 249 0100

Abodo Wood Ltd.  
 62 Ascot Road, Mangere,  
 Auckland 2022, New Zealand

SHEET TITLE

## Internal 135° Corner - W Flashing

PROFILE

Vulcan WB10 / WB12 Vertical Weatherboard

SCALE:

1:2 @ A4

PRINT  
DATE:

01/04/2020

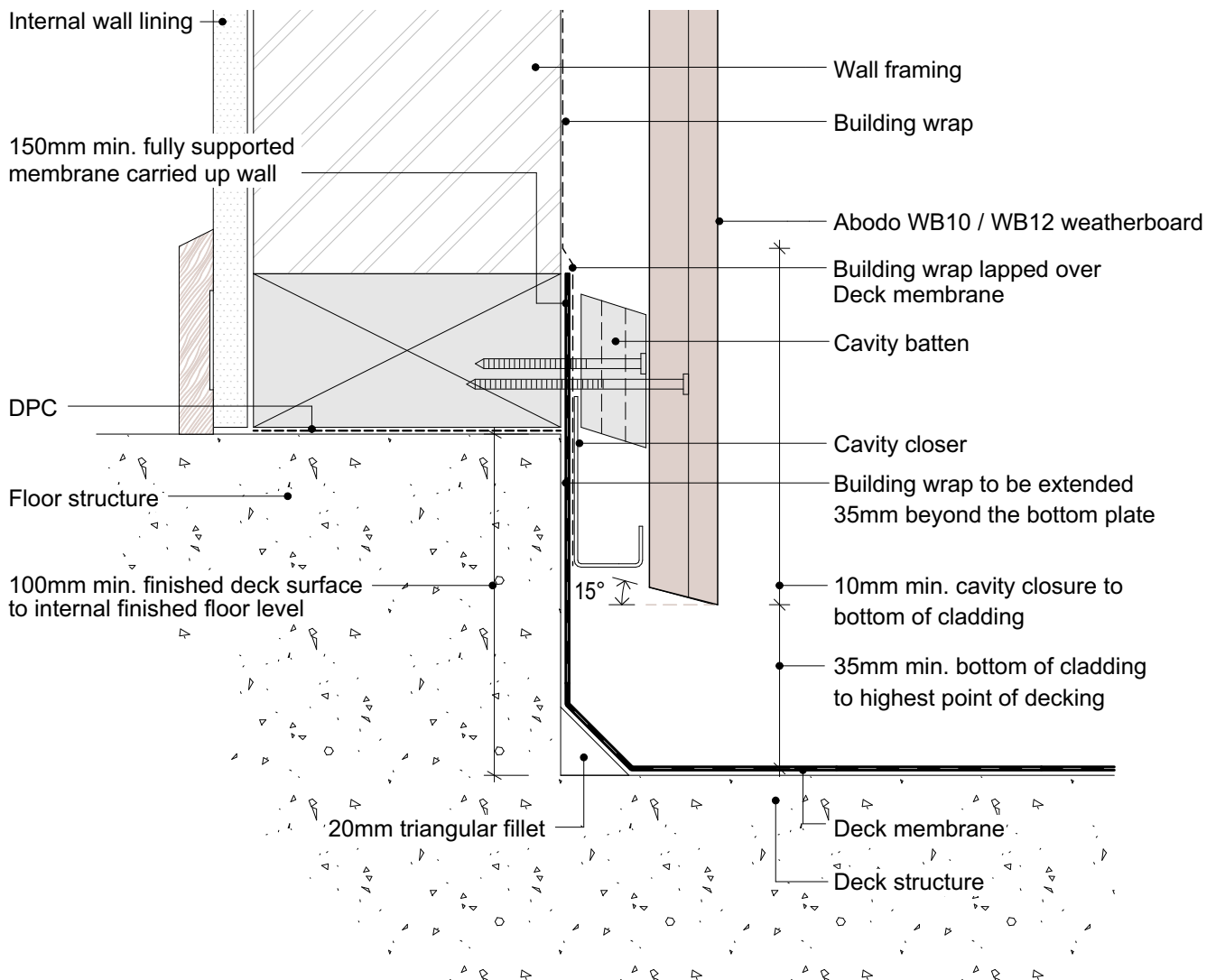
SHEET NUMBER

**H.V.17**

REVISION

**01**

1. Weatherboards must be coated with at least one coat all sides prior to fixing.
2. Fixing points must be pre-drilled minimum 1mm smaller than the fastener.
3. Cut ends and exposed timber must be sealed with an approved coating or end seal.



scale in millimetres

0 20 40 60 80 100



© Abodo Wood Ltd. 2020

info@abodo.co.nz

T +64 (9) 249 0100

Abodo Wood Ltd.

62 Ascot Road, Mangere,

Auckland 2022, New Zealand

SHEET TITLE

Enclosed Deck - Concrete Substrate

PROFILE

Vulcan WB10 / WB12 Vertical Weatherboard

SCALE:

1:2 @ A4

PRINT DATE:

01/04/2020

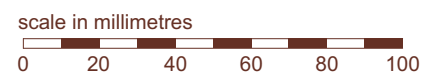
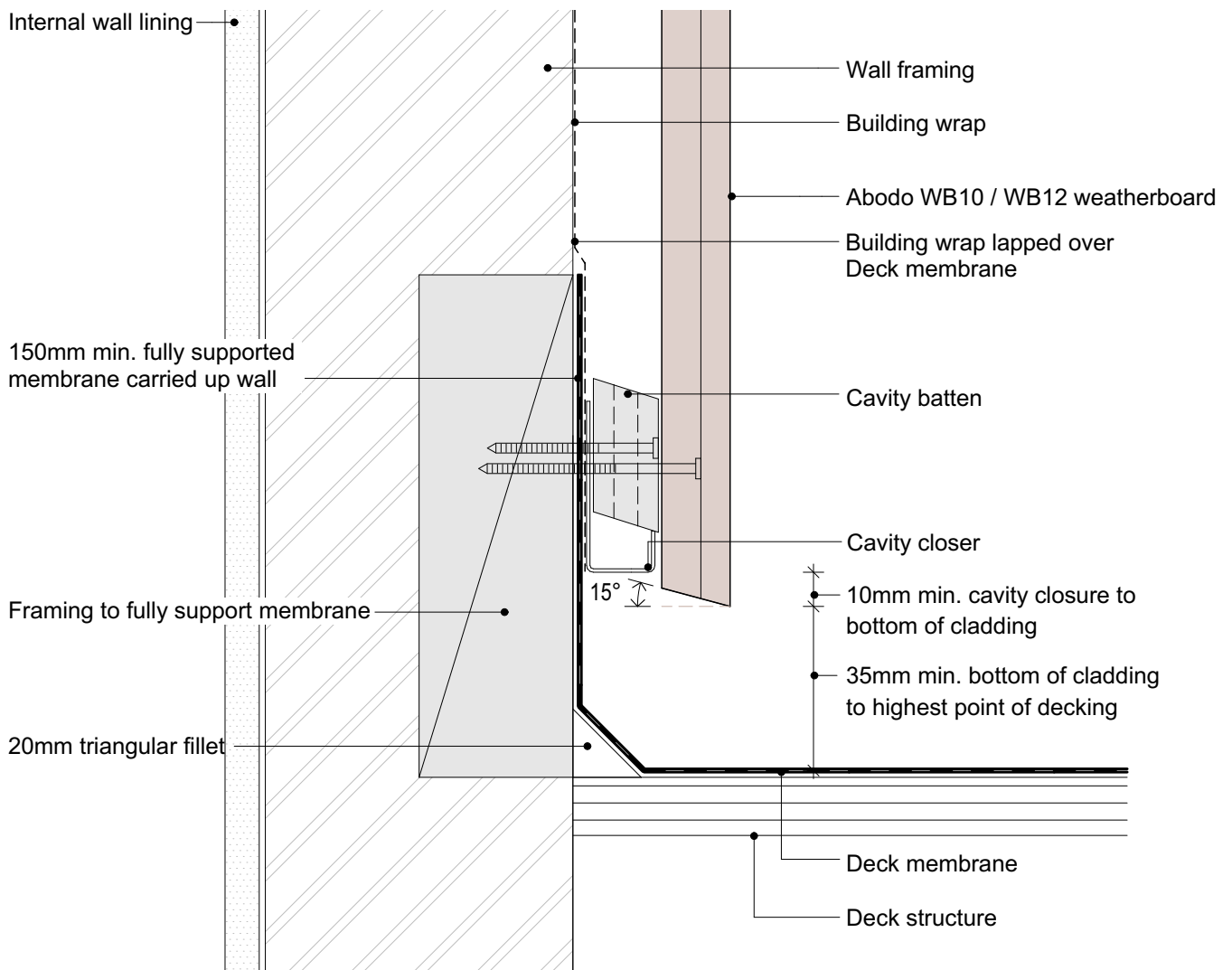
SHEET NUMBER

H.V.18

REVISION

01

1. Weatherboards must be coated with at least one coat all sides prior to fixing.
2. Fixing points must be pre-drilled minimum 1mm smaller than the fastener.
3. Cut ends and exposed timber must be sealed with an approved coating or end seal.



© Abodo Wood Ltd. 2020  
 info@abodo.co.nz  
 T +64 (9) 249 0100

Abodo Wood Ltd.  
 62 Ascot Road, Mangere,  
 Auckland 2022, New Zealand

SHEET TITLE

## Enclosed Deck - Timber Substrate

PROFILE

Vulcan WB10 / WB12 Vertical Weatherboard

SCALE:

1:2 @ A4

PRINT DATE:

01/04/2020

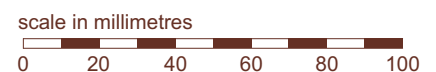
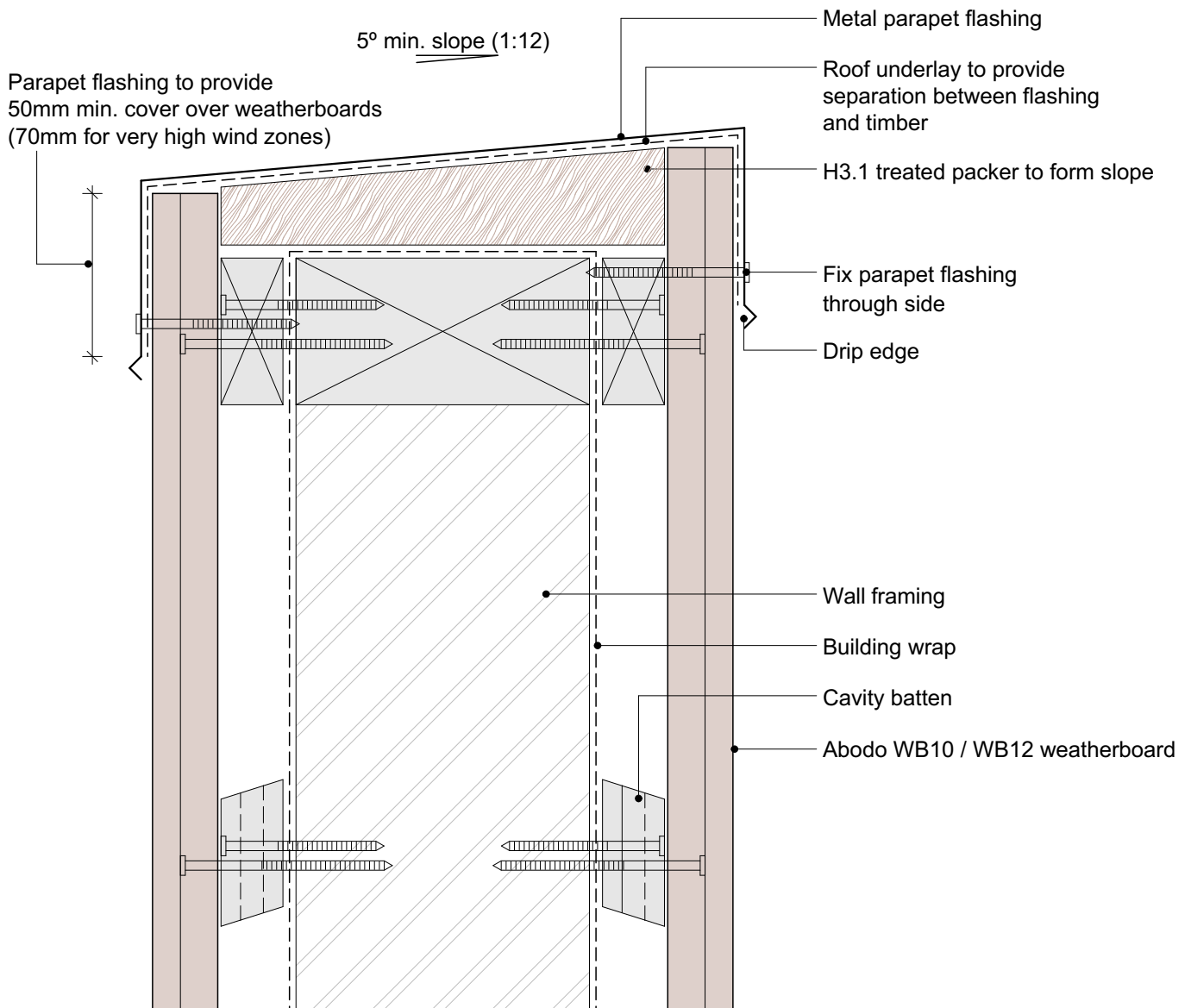
SHEET NUMBER

**H.V.19**

REVISION

**01**

1. Weatherboards must be coated with at least one coat all sides prior to fixing.
2. Fixing points must be pre-drilled minimum 1mm smaller than the fastener.
3. Cut ends and exposed timber must be sealed with an approved coating or end seal.



© Abodo Wood Ltd. 2020

info@abodo.co.nz  
T +64 (9) 249 0100

Abodo Wood Ltd.  
62 Ascot Road, Mangere,  
Auckland 2022, New Zealand

SHEET TITLE

## Parapet Balustrade Cap Flashing

PROFILE

Vulcan WB10 / WB12 Vertical Weatherboard

SCALE:

1:2 @ A4

PRINT DATE:

01/04/2020

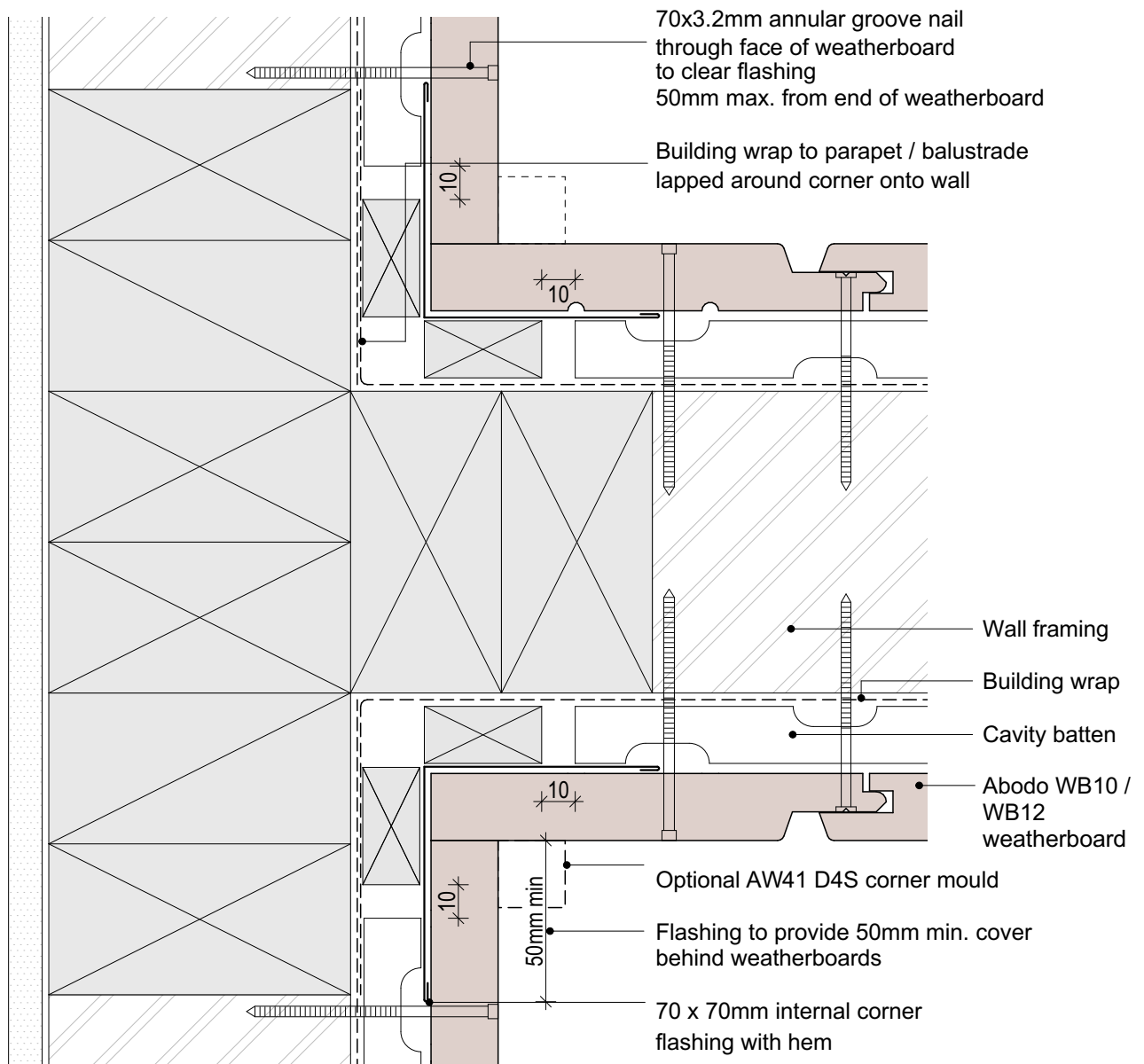
SHEET NUMBER

H.V.20

REVISION


01

1. Weatherboards must be coated with at least one coat all sides prior to fixing.
2. Fixing points must be pre-drilled minimum 1mm smaller than the fastener.
3. Cut ends and exposed timber must be sealed with an approved coating or end seal.



scale in millimetres

0 20 40 60 80 100



© Abodo Wood Ltd. 2020

info@abodo.co.nz  
T +64 (9) 249 0100

Abodo Wood Ltd.  
62 Ascot Road, Mangere,  
Auckland 2022, New Zealand

SHEET TITLE

## Parapet Balustrade Intersection With Wall - Butted

PROFILE

Vulcan WB10 / WB12 Vertical Weatherboard

SCALE:

1:2 @ A4

PRINT  
DATE:

01/04/2020

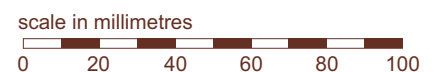
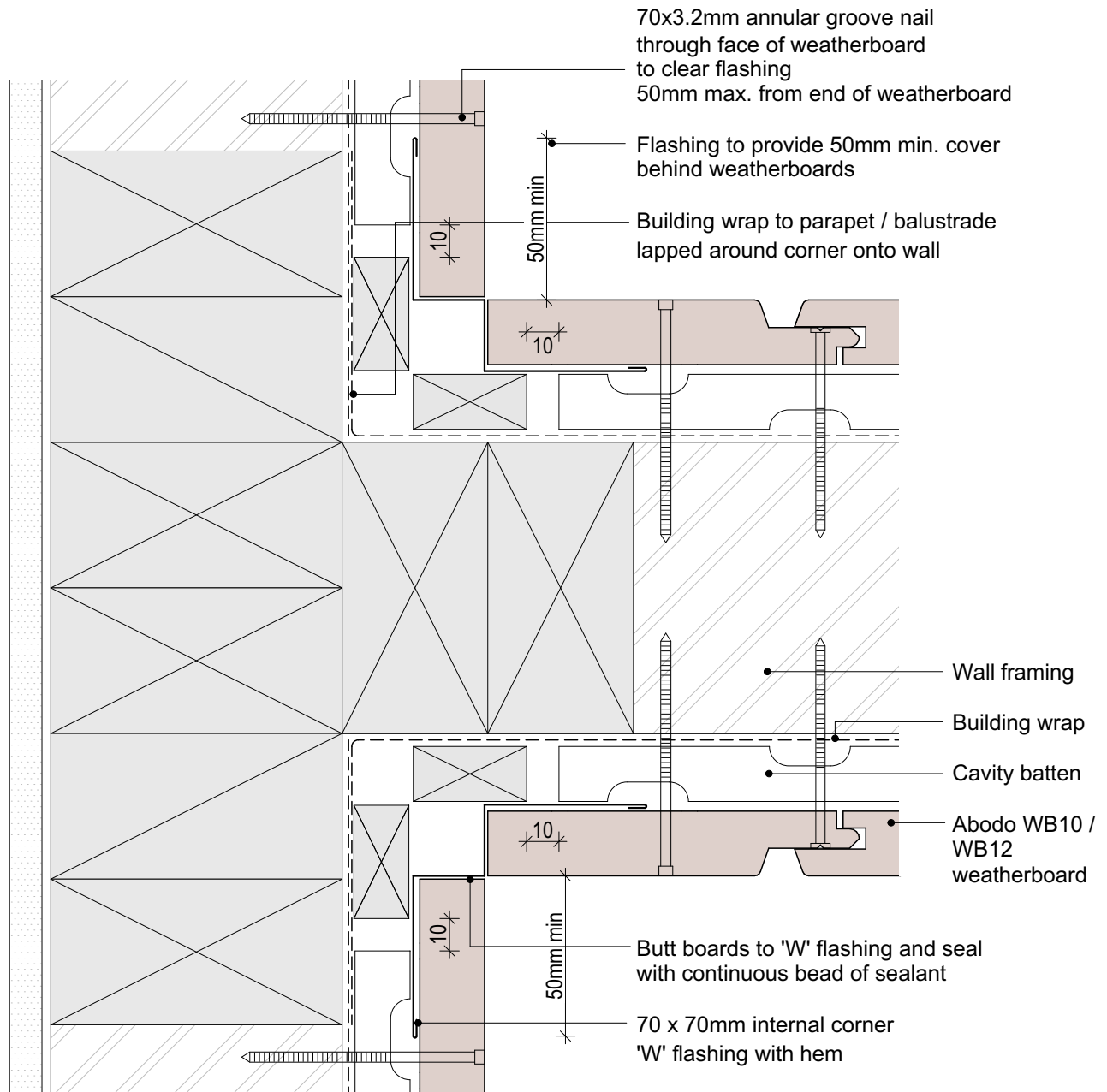
SHEET NUMBER

H.V.21

REVISION

01

1. Weatherboards must be coated with at least one coat all sides prior to fixing.
2. Fixing points must be pre-drilled minimum 1mm smaller than the fastener.
3. Cut ends and exposed timber must be sealed with an approved coating or end seal.



© Abodo Wood Ltd. 2020

info@abodo.co.nz  
T +64 (9) 249 0100

Abodo Wood Ltd.  
62 Ascot Road, Mangere,  
Auckland 2022, New Zealand

SHEET TITLE

## Parapet Balustrade Intersection With Wall - Flashing

PROFILE

Vulcan WB10 / WB12 Vertical Weatherboard

SCALE:

1:2 @ A4

PRINT DATE:

01/04/2020

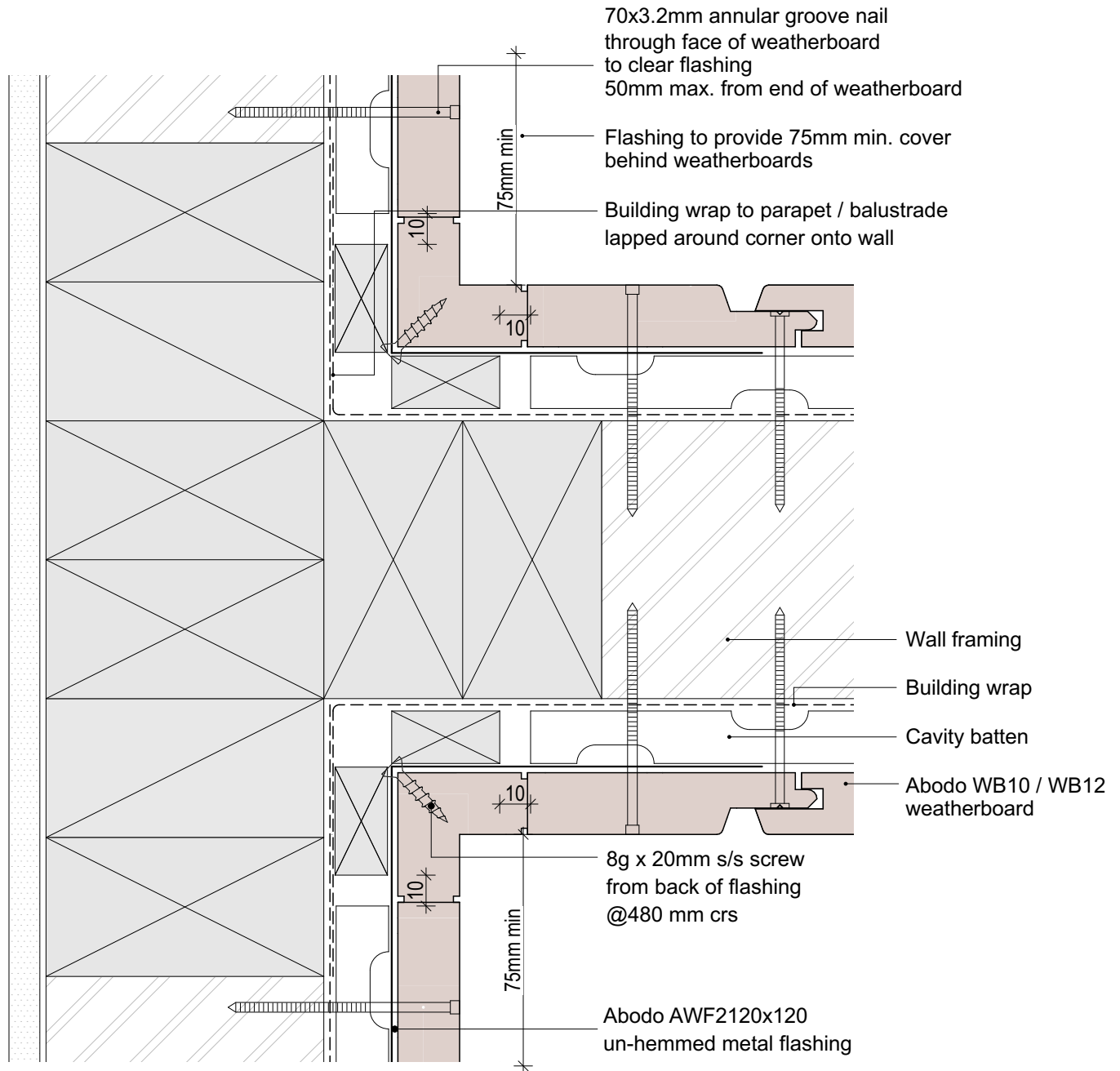
SHEET NUMBER

**H.V.22**

REVISION

**01**

1. Weatherboards must be coated with at least one coat all sides prior to fixing.
2. Fixing points must be pre-drilled minimum 1mm smaller than the fastener.
3. Cut ends and exposed timber must be sealed with an approved coating or end seal.



scale in millimetres  
0 20 40 60 80 100



© Abodo Wood Ltd. 2020

info@abodo.co.nz  
T +64 (9) 249 0100

Abodo Wood Ltd.  
62 Ascot Road, Mangere,  
Auckland 2022, New Zealand

SHEET TITLE

## Parapet Balustrade Intersection - AW6 Moulding

PROFILE

Vulcan WB10 / WB12 Vertical Weatherboard

SCALE:

1:2 @ A4

PRINT DATE:

01/04/2020

SHEET NUMBER


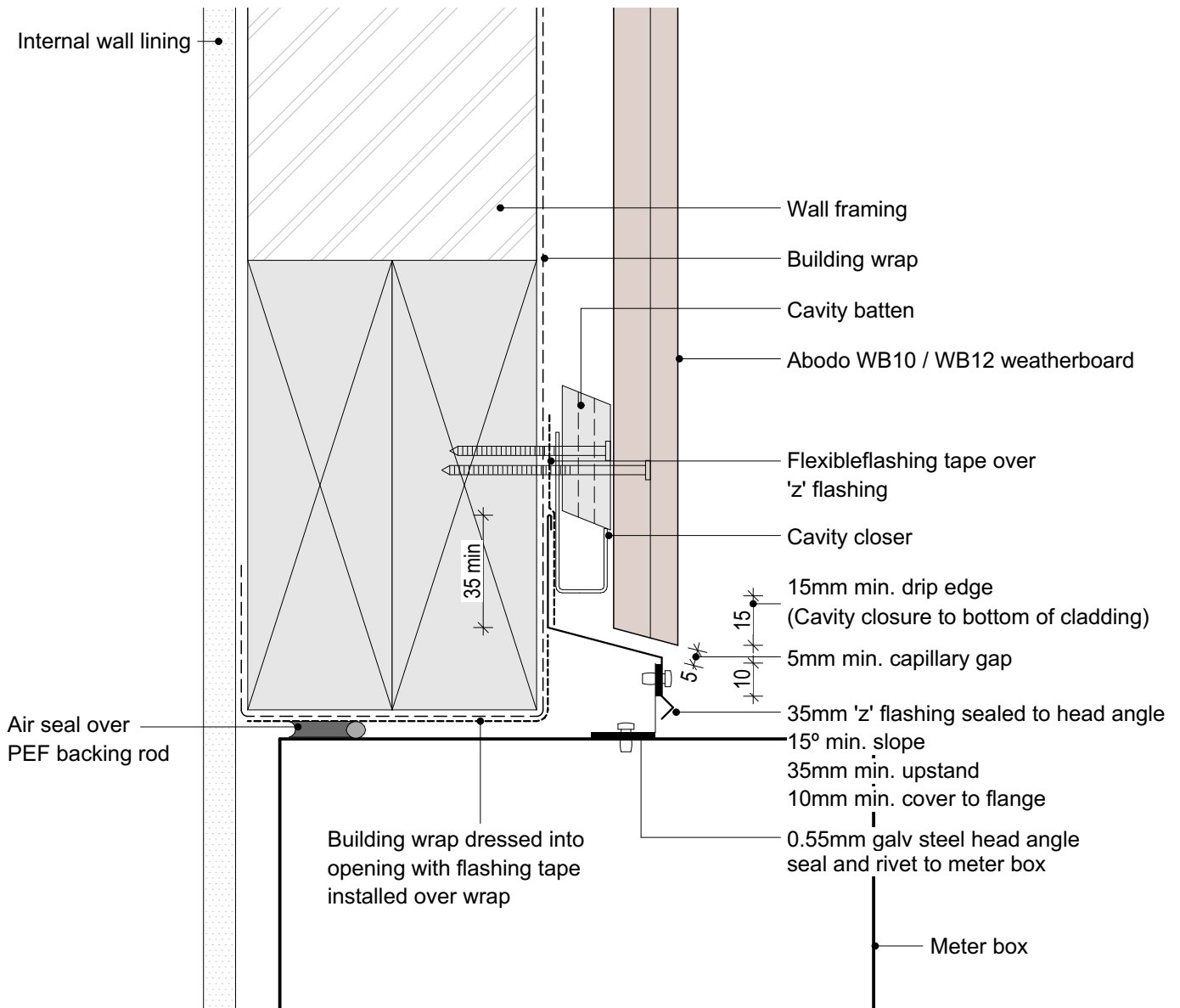
H.V.23

REVISION

01



1. Weatherboards must be coated with at least one coat all sides prior to fixing.
2. Fixing points must be pre-drilled minimum 1mm smaller than the fastener.
3. Cut ends and exposed timber must be sealed with an approved coating or end seal.



© Abodo Wood Ltd. 2020  
info@abodo.co.nz  
T +64 (9) 249 0100

Abodo Wood Ltd.  
62 Ascot Road, Mangere,  
Auckland 2022, New Zealand

SHEET TITLE

## Meter Box Head

PROFILE

Vulcan WB10 / WB12 Vertical Weatherboard

SCALE:

1:2 @ A4

PRINT DATE:

01/04/2020

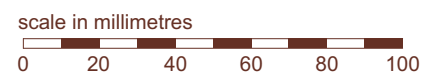
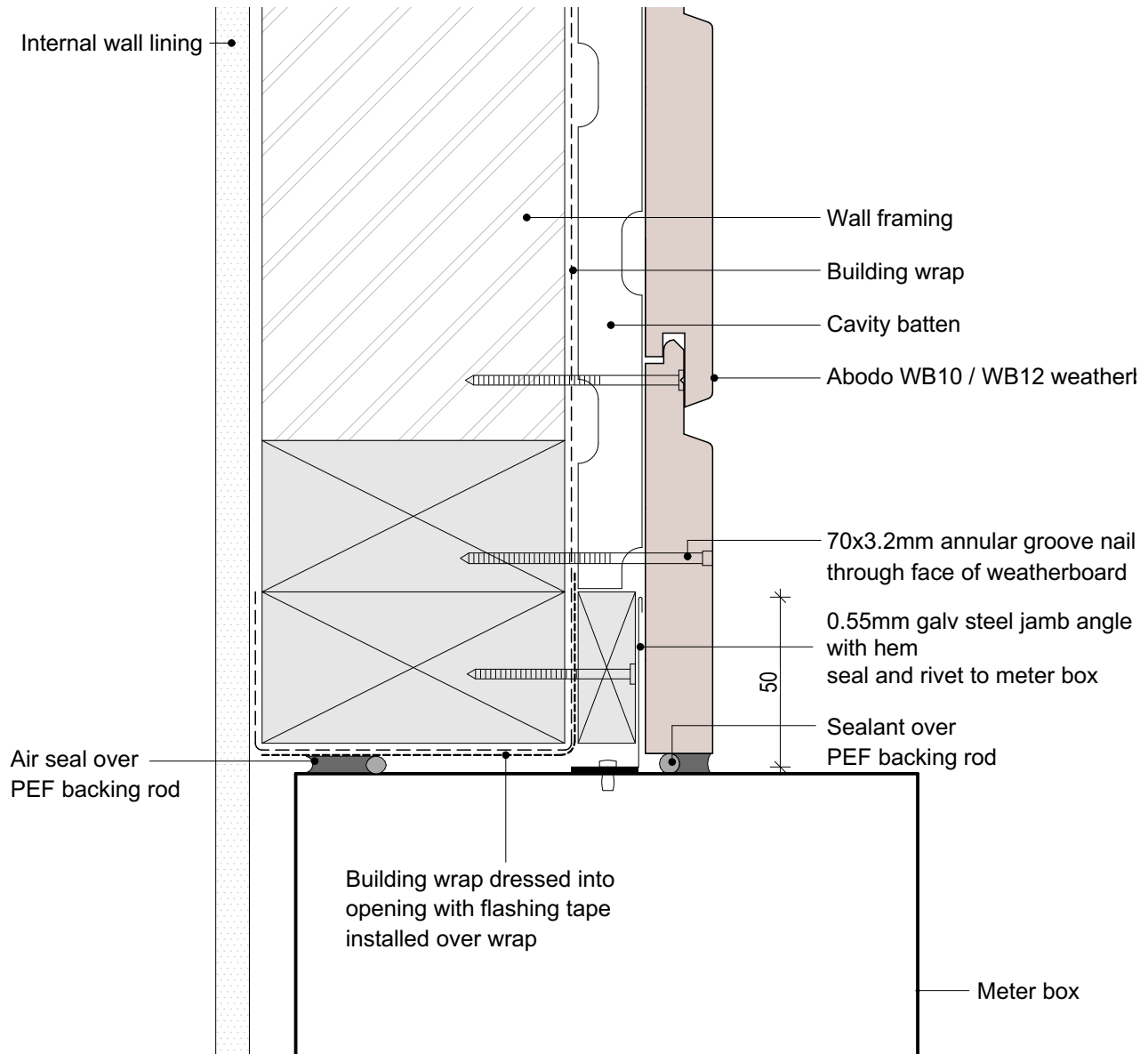
SHEET NUMBER

H.V.24

REVISION

01

1. Weatherboards must be coated with at least one coat all sides prior to fixing.
2. Fixing points must be pre-drilled minimum 1mm smaller than the fastener.
3. Cut ends and exposed timber must be sealed with an approved coating or end seal.



© Abodo Wood Ltd. 2020  
 info@abodo.co.nz  
 T +64 (9) 249 0100

SHEET TITLE

## Meter Box Jamb

PROFILE

Vulcan WB10 / WB12 Vertical Weatherboard

SCALE:

1:2 @ A4

PRINT DATE:

01/04/2020

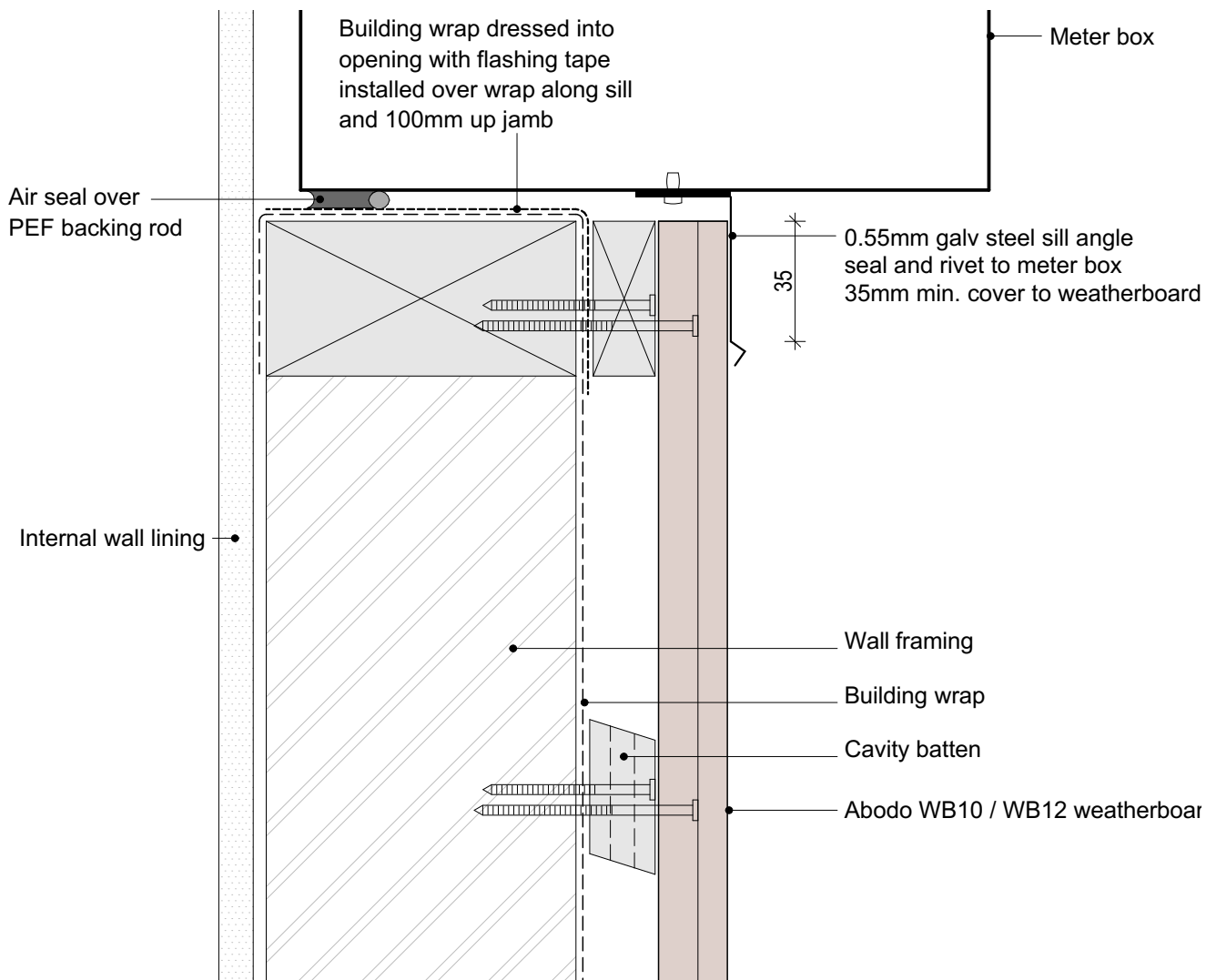
SHEET NUMBER

H.V.25

REVISION

01

1. Weatherboards must be coated with at least one coat all sides prior to fixing.
2. Fixing points must be pre-drilled minimum 1mm smaller than the fastener.
3. Cut ends and exposed timber must be sealed with an approved coating or end seal.



© Abodo Wood Ltd. 2020  
 info@abodo.co.nz  
 T +64 (9) 249 0100

Abodo Wood Ltd.  
 62 Ascot Road, Mangere,  
 Auckland 2022, New Zealand

SHEET TITLE

## Meter Box Sill

PROFILE

Vulcan WB10 / WB12 Vertical Weatherboard

SCALE:

1:2 @ A4

PRINT DATE:

01/04/2020

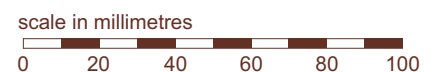
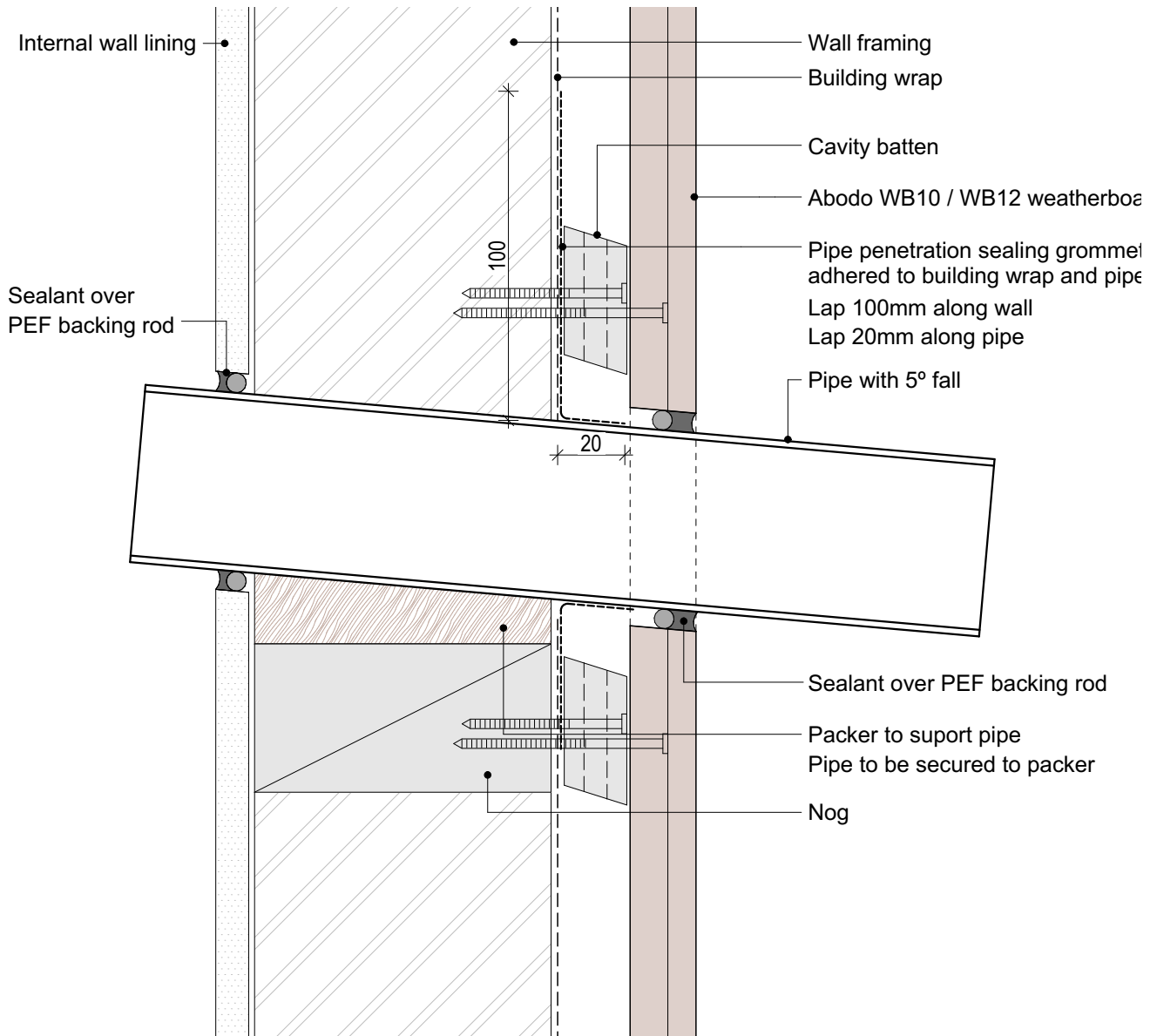
SHEET NUMBER

H.V.26

REVISION

01

1. Weatherboards must be coated with at least one coat all sides prior to fixing.
2. Fixing points must be pre-drilled minimum 1mm smaller than the fastener.
3. Cut ends and exposed timber must be sealed with an approved coating or end seal.



© Abodo Wood Ltd. 2020  
 info@abodo.co.nz  
 T +64 (9) 249 0100

Abodo Wood Ltd.  
 62 Ascot Road, Mangere,  
 Auckland 2022, New Zealand

SHEET TITLE

## Pipe Penetration

PROFILE

Vulcan WB10 / WB12 Vertical Weatherboard

SCALE:

1:2 @ A4

PRINT  
DATE:

01/04/2020

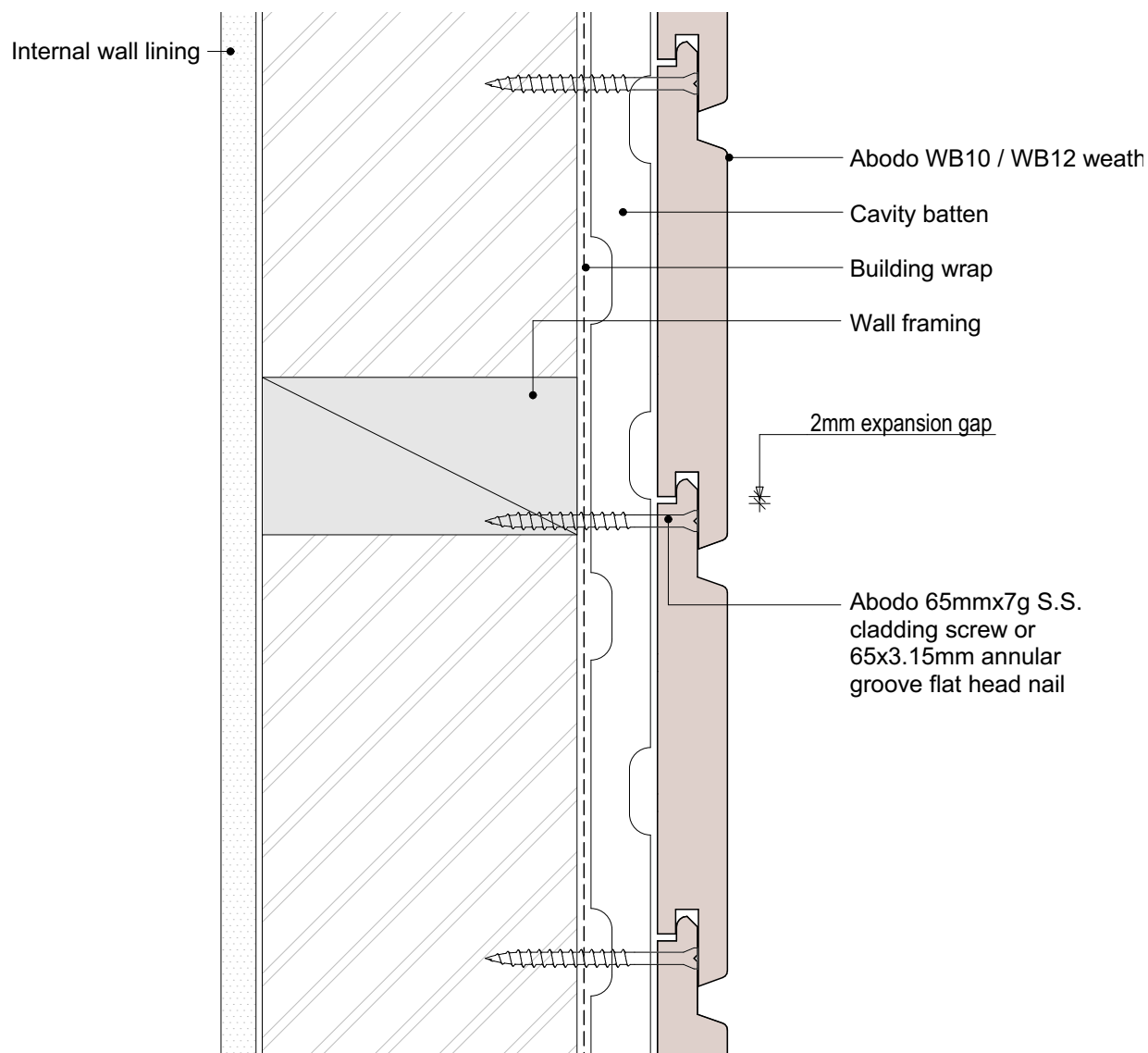
SHEET NUMBER

H.V.27

REVISION

01

1. Weatherboards must be coated with at least one coat all sides prior to fixing.
2. Fixing points must be pre-drilled minimum 1mm smaller than the fastener.
3. Cut ends and exposed timber must be sealed with an approved coating or end seal.



scale in millimetres

0 20 40 60 80 100



© Abodo Wood Ltd. 2020  
info@abodo.co.nz  
T +64 (9) 249 0100

SHEET TITLE

## Weatherboard Fix - Packer Cavity Batten

PROFILE

Vulcan WB10 / WB12 Vertical Weatherboard

SCALE:

1:2 @ A4

PRINT DATE:

01/04/2020

SHEET NUMBER

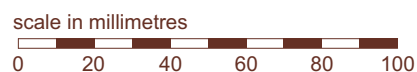
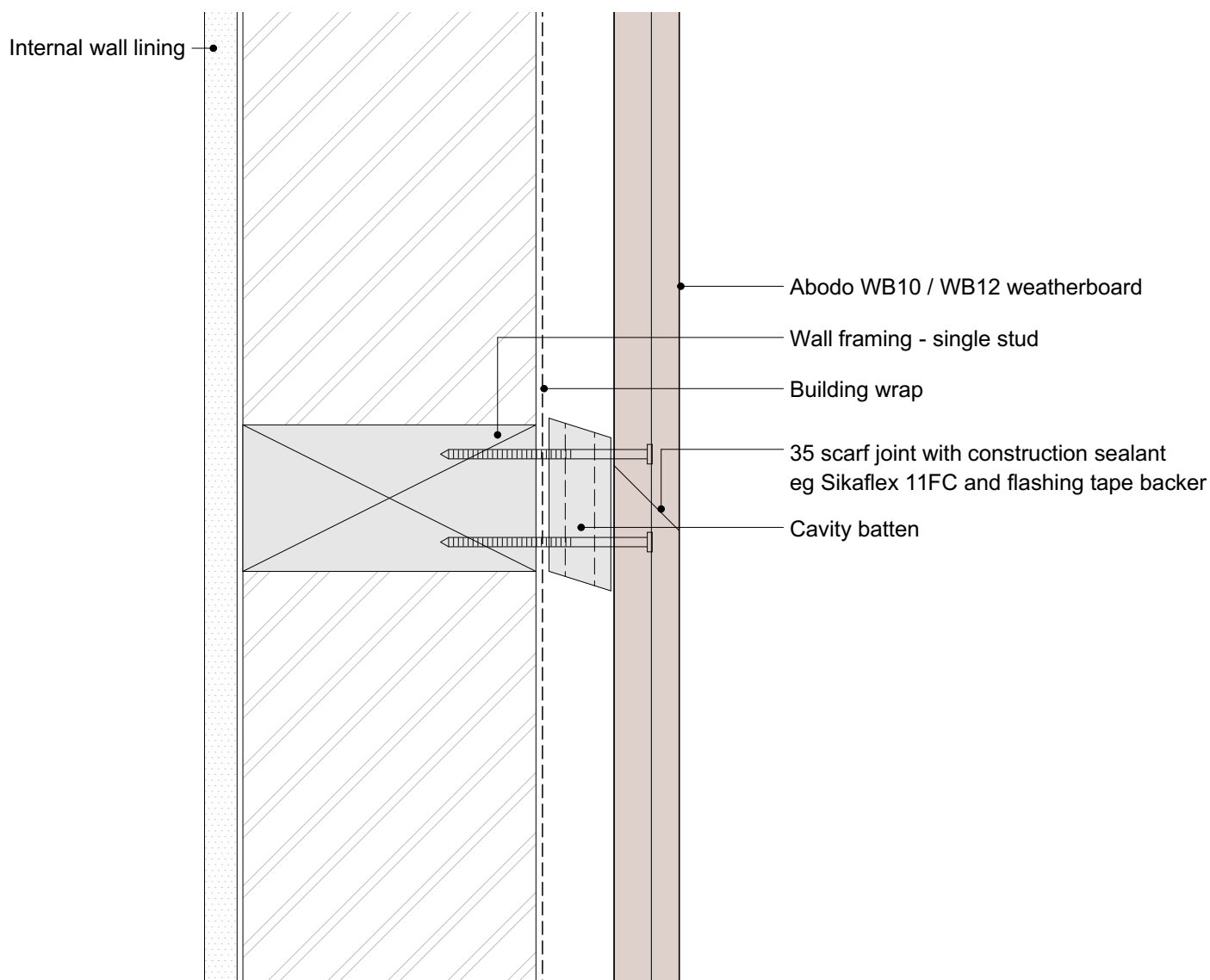
**H.V.28**

REVISION

**02**

Abodo Wood Ltd.  
62 Ascot Road, Mangere,  
Auckland 2022, New Zealand

1. Weatherboards must be coated with at least one coat all sides prior to fixing.
2. Fixing points must be pre-drilled minimum 1mm smaller than the fastener.
3. Cut ends and exposed timber must be sealed with an approved coating or end seal.



© Abodo Wood Ltd. 2020  
 info@abodo.co.nz  
 T +64 (9) 249 0100

SHEET TITLE

## Weatherboard Join - Vertical

PROFILE

Vulcan WB10 / WB12 Vertical Weatherboard

SCALE:

1:2 @ A4

PRINT  
DATE:

01/04/2020

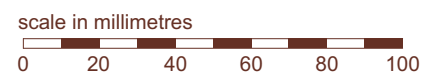
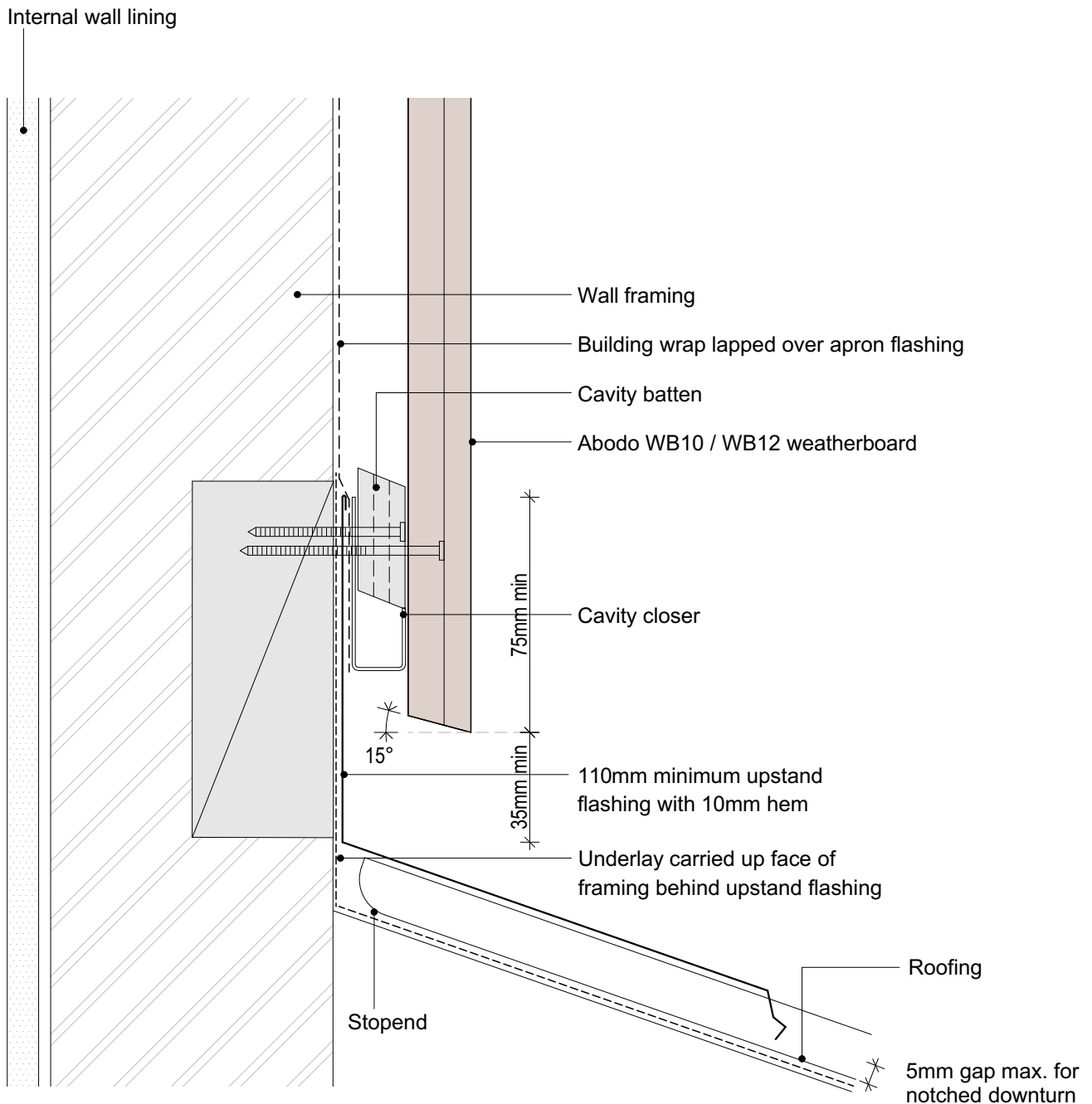
SHEET NUMBER

**H.V.29**

REVISION

**02**

1. Weatherboards must be coated with at least one coat all sides prior to fixing.
2. Fixing points must be pre-drilled minimum 1mm smaller than the fastener.
3. Cut ends and exposed timber must be sealed with an approved coating or end seal.



© Abodo Wood Ltd. 2020  
 info@abodo.co.nz  
 T +64 (9) 249 0100

Abodo Wood Ltd.  
 62 Ascot Road, Mangere,  
 Auckland 2022, New Zealand

SHEET TITLE

## Apron Flashing

PROFILE

Vulcan WB10 / WB12 Vertical Weatherboard

SCALE:

1:2 @ A4

PRINT DATE:

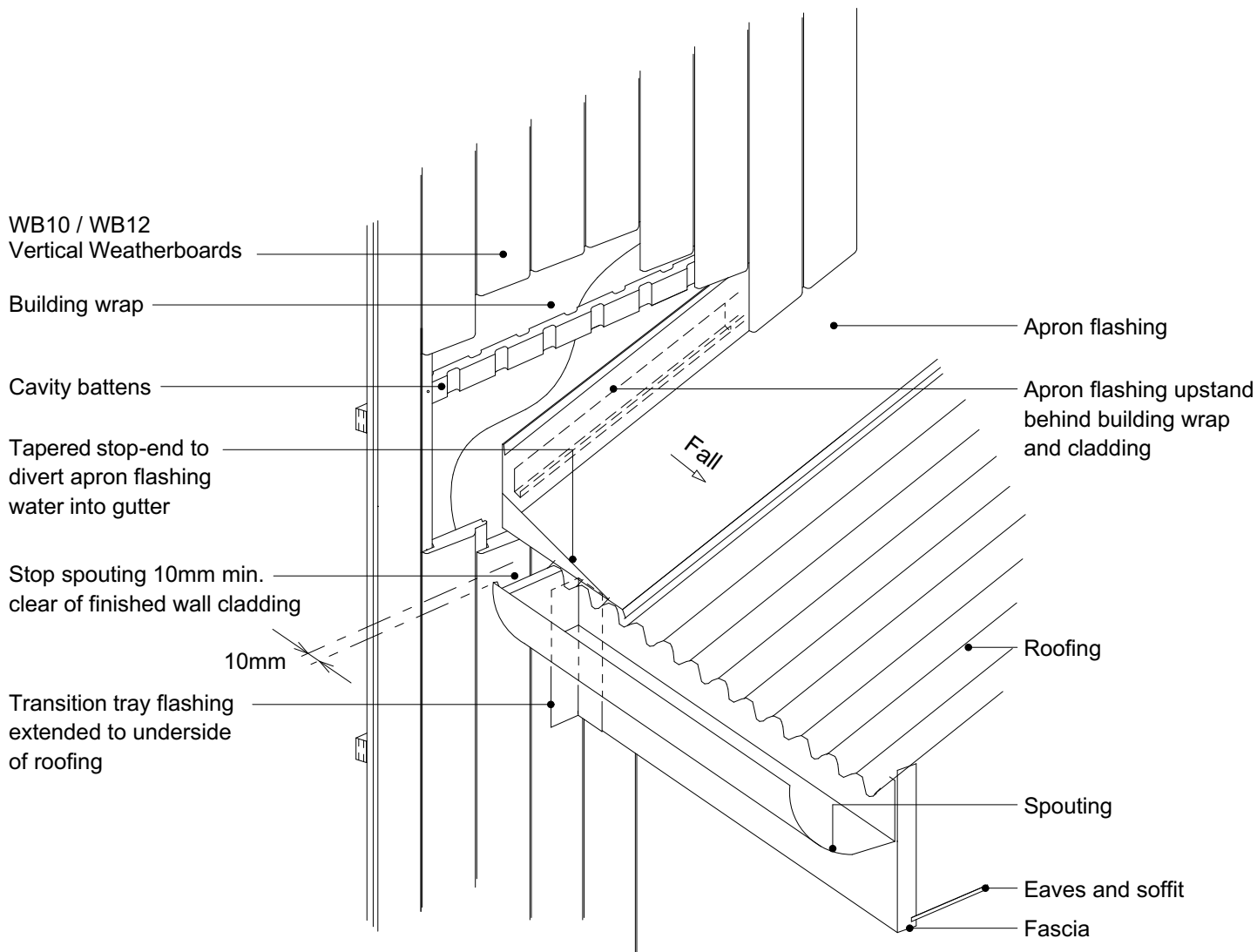
01/04/2020

SHEET NUMBER

**H.V.30**

REVISION

**01**



© Abodo Wood Ltd. 2020

info@abodo.co.nz  
T +64 (9) 249 0100

Abodo Wood Ltd.  
62 Ascot Road, Mangere,  
Auckland 2022, New Zealand

SHEET TITLE

## Roof Kick-out Flashing Cavity

PROFILE

Vulcan WB10 / WB12 Vertical Weatherboard

SCALE:

NTS @ A4

PRINT  
DATE:

01/04/2020

SHEET NUMBER

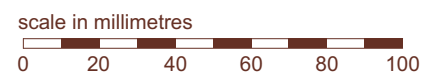
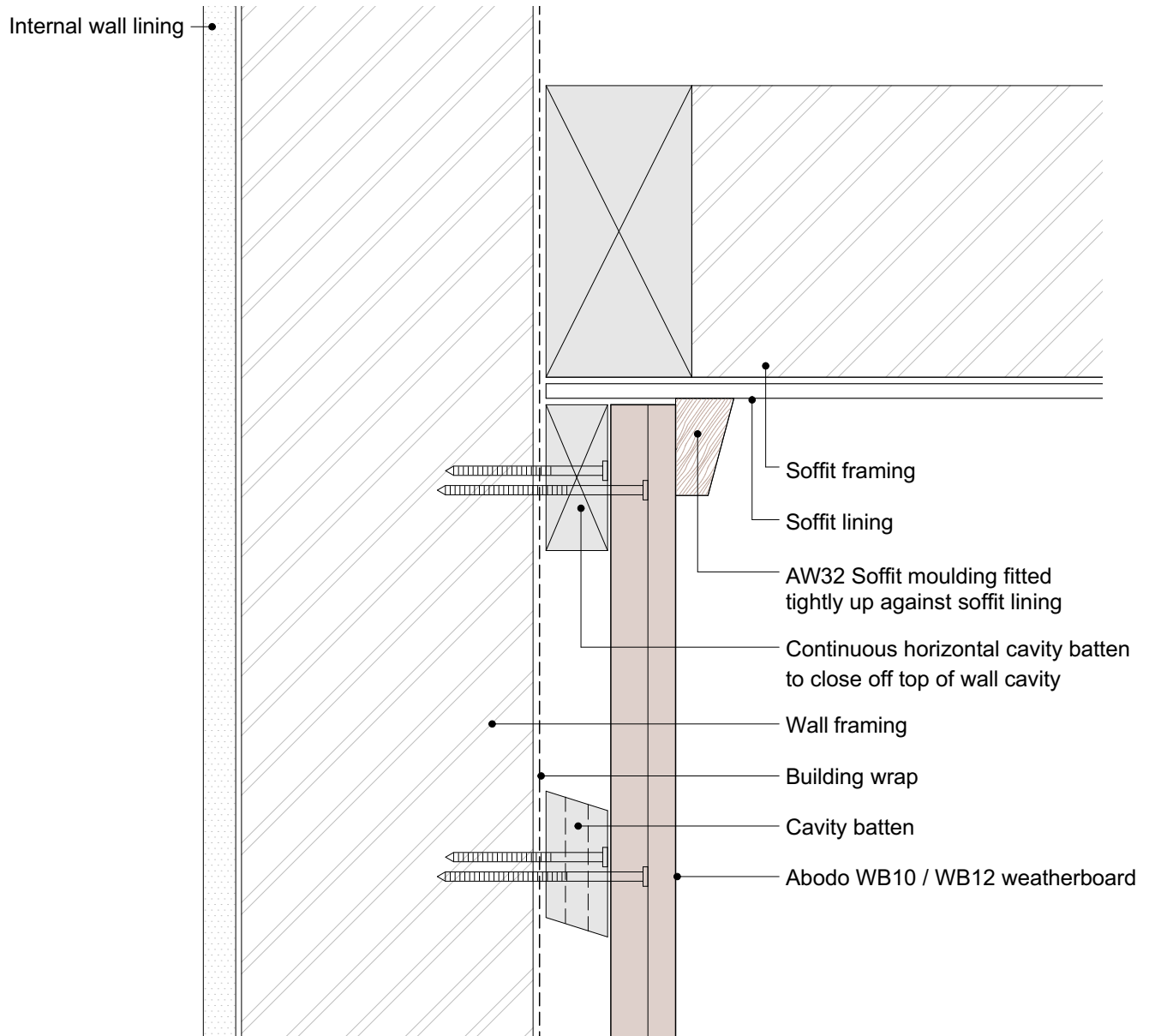
**H.V.31**

REVISION

**01**



1. Weatherboards must be coated with at least one coat all sides prior to fixing.
2. Fixing points must be pre-drilled minimum 1mm smaller than the fastener.
3. Cut ends and exposed timber must be sealed with an approved coating or end seal.



© Abodo Wood Ltd. 2020  
info@abodo.co.nz  
T +64 (9) 249 0100

Abodo Wood Ltd.  
62 Ascot Road, Mangere,  
Auckland 2022, New Zealand

SHEET TITLE

Top Of Wall - Flat Soffit

PROFILE

Vulcan WB10 / WB12 Vertical Weatherboard

SCALE:

1:2 @ A4

PRINT  
DATE:

01/04/2020

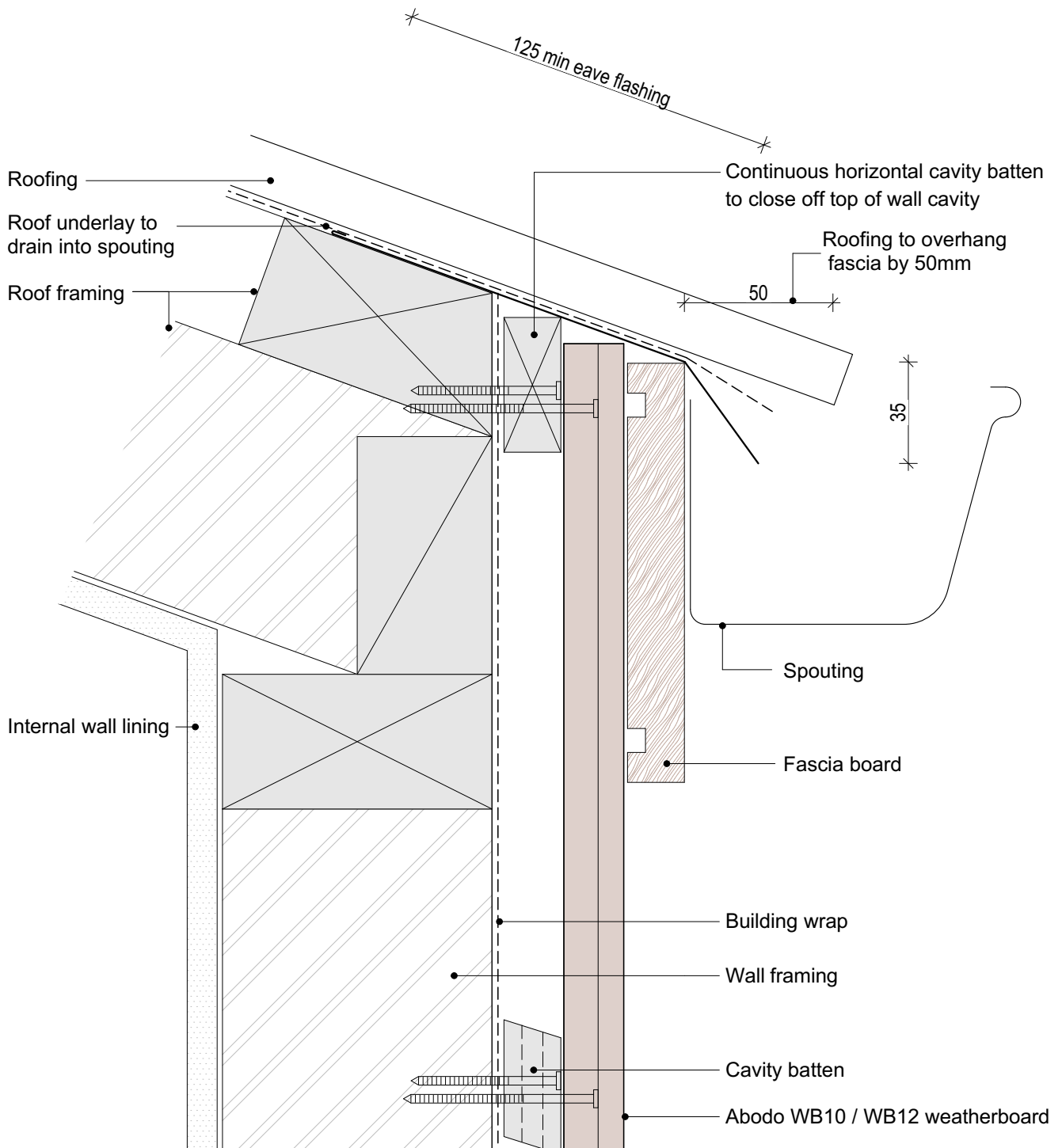
SHEET NUMBER

H.V.32

REVISION

01

1. Weatherboards must be coated with at least one coat all sides prior to fixing.
2. Fixing points must be pre-drilled minimum 1mm smaller than the fastener.
3. Cut ends and exposed timber must be sealed with an approved coating or end seal.



**ABODO**

scale in millimetres  
0 20 40 60 80 100



© Abodo Wood Ltd. 2020  
info@abodo.co.nz  
T +64 (9) 249 0100

SHEET TITLE

Top Of Wall - No Soffit

PROFILE

Vulcan WB10 / WB12 Vertical Weatherboard

SCALE:

1:2 @ A4

PRINT DATE:

01/04/2020

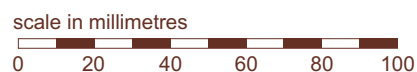
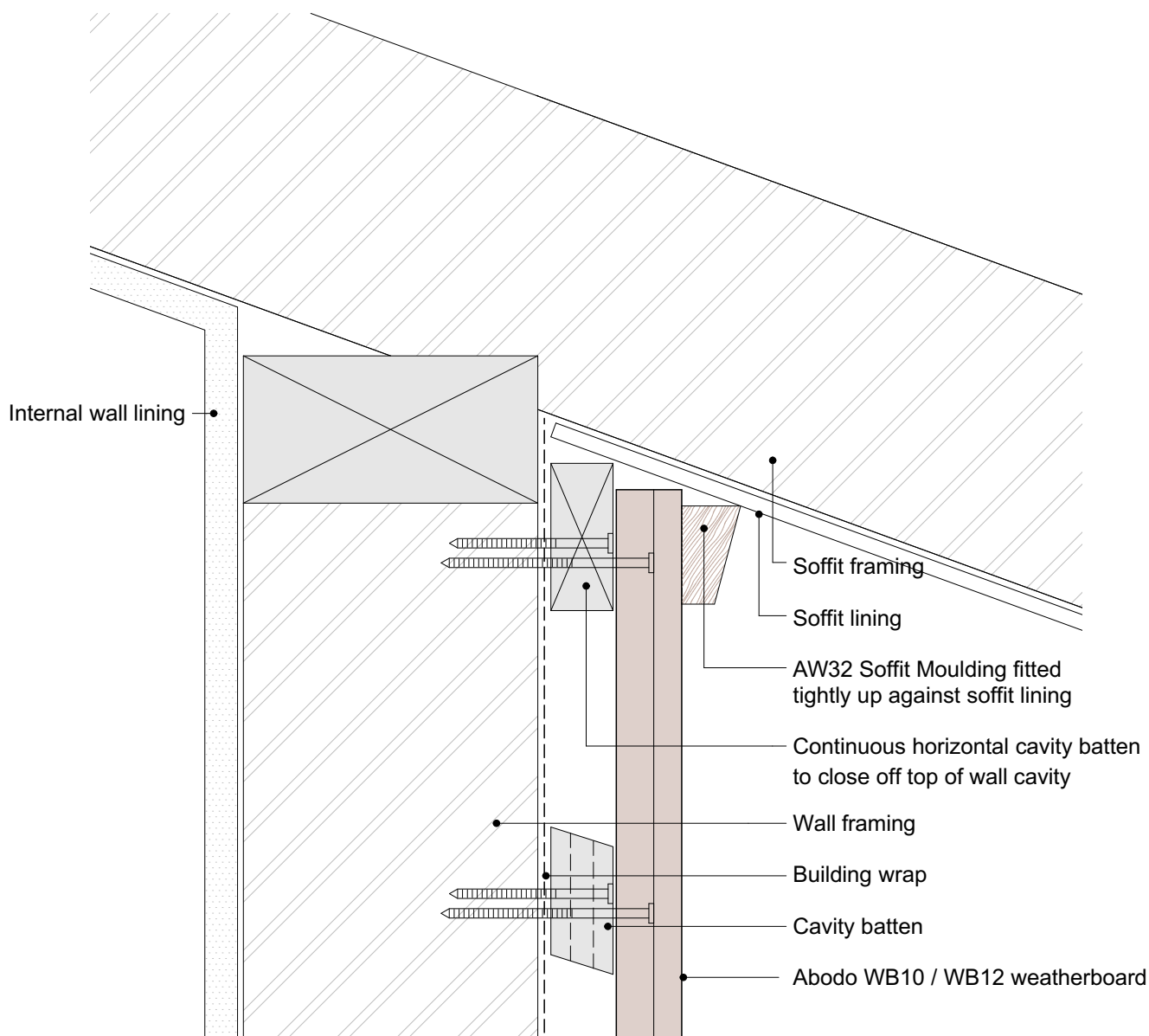
SHEET NUMBER

H.V.33

REVISION

01

1. Weatherboards must be coated with at least one coat all sides prior to fixing.
2. Fixing points must be pre-drilled minimum 1mm smaller than the fastener.
3. Cut ends and exposed timber must be sealed with an approved coating or end seal.



© Abodo Wood Ltd. 2020  
 info@abodo.co.nz  
 T +64 (9) 249 0100

Abodo Wood Ltd.  
 62 Ascot Road, Mangere,  
 Auckland 2022, New Zealand

SHEET TITLE

## Top Of Wall - Slopping Soffit

PROFILE

Vulcan WB10 / WB12 Vertical Weatherboard

SCALE:

1:2 @ A4

PRINT DATE:

01/04/2020

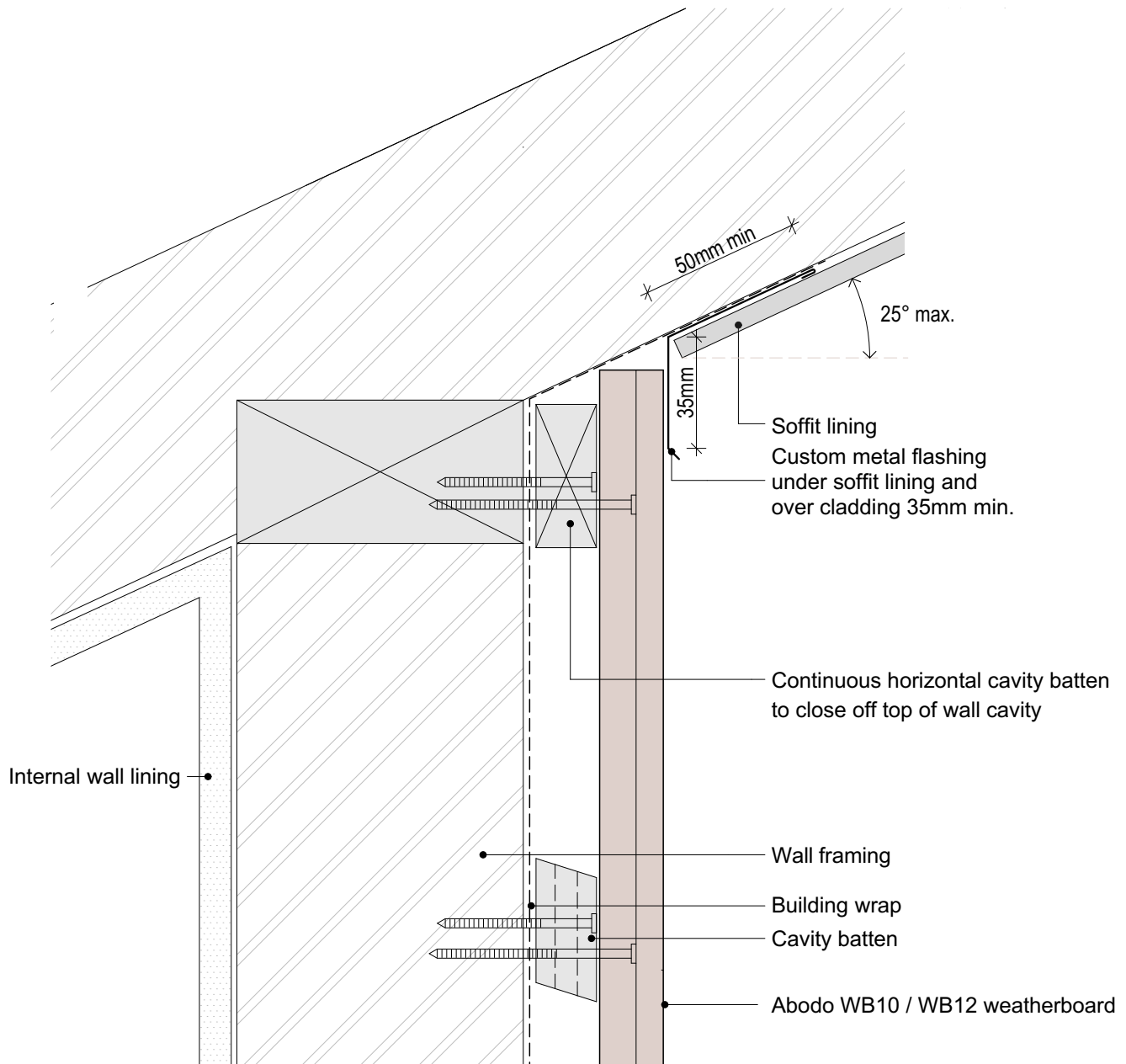
SHEET NUMBER

**H.V.34**

REVISION

**01**

1. Weatherboards must be coated with at least one coat all sides prior to fixing.
2. Fixing points must be pre-drilled minimum 1mm smaller than the fastener.
3. Cut ends and exposed timber must be sealed with an approved coating or end seal.



scale in millimetres

0 20 40 60 80 100



© Abodo Wood Ltd. 2020  
info@abodo.co.nz  
T +64 (9) 249 0100

SHEET TITLE

Top of Wall Raking Soffit

PROFILE

Vulcan WB10 / WB12 Vertical Weatherboard

SCALE:

1:2 @ A4

PRINT  
DATE:

01/04/2020

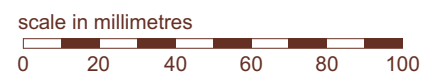
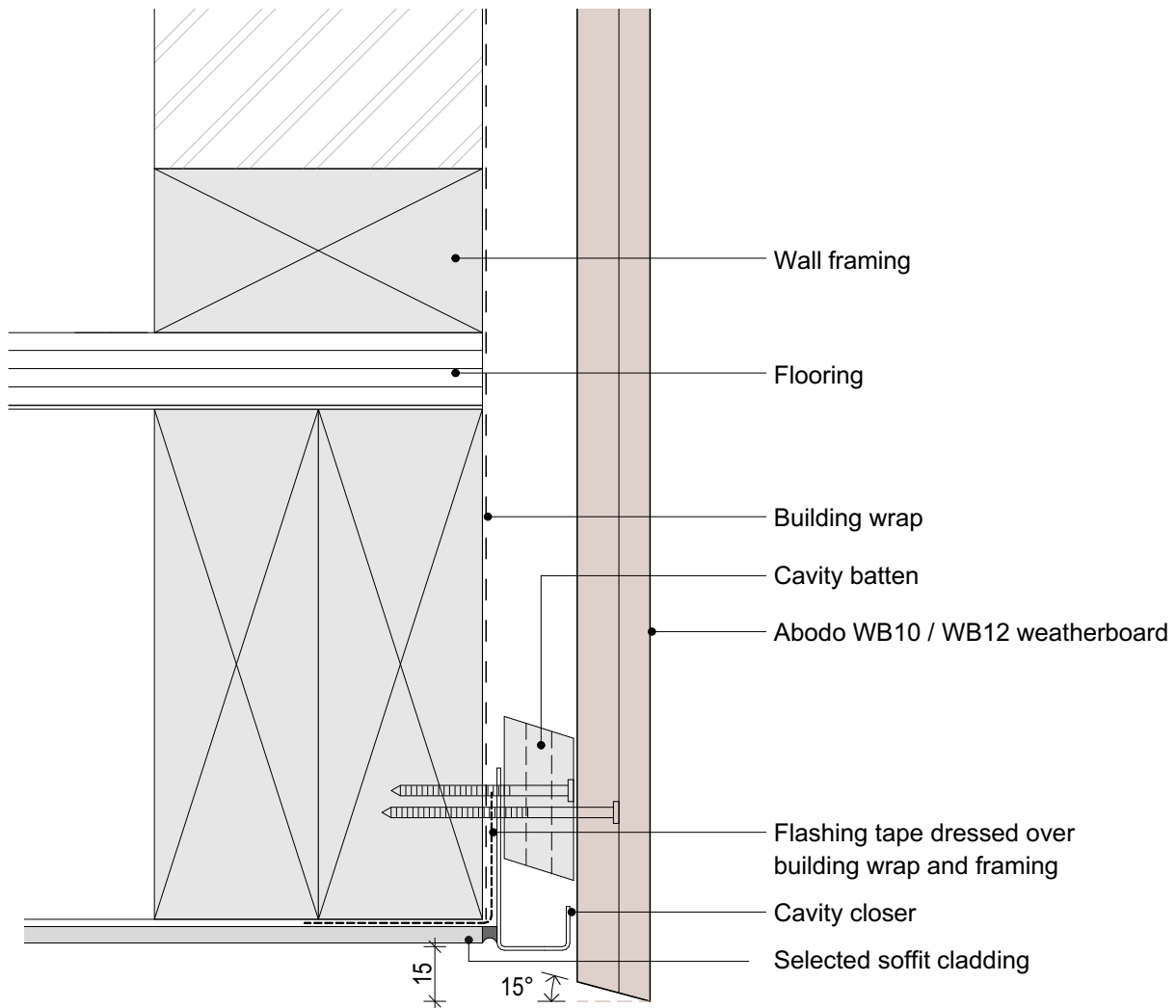
SHEET NUMBER

H.V.35

REVISION

01

1. Weatherboards must be coated with at least one coat all sides prior to fixing.
2. Fixing points must be pre-drilled minimum 1mm smaller than the fastener.
3. Cut ends and exposed timber must be sealed with an approved coating or end seal.



© Abodo Wood Ltd. 2020  
 info@abodo.co.nz  
 T +64 (9) 249 0100

SHEET TITLE

## Soffit Detail

PROFILE

Vulcan WB10 / WB12 Vertical Weatherboard

SCALE:

1:2 @ A4

PRINT  
DATE:

01/04/2020

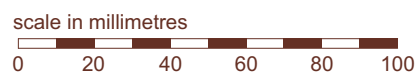
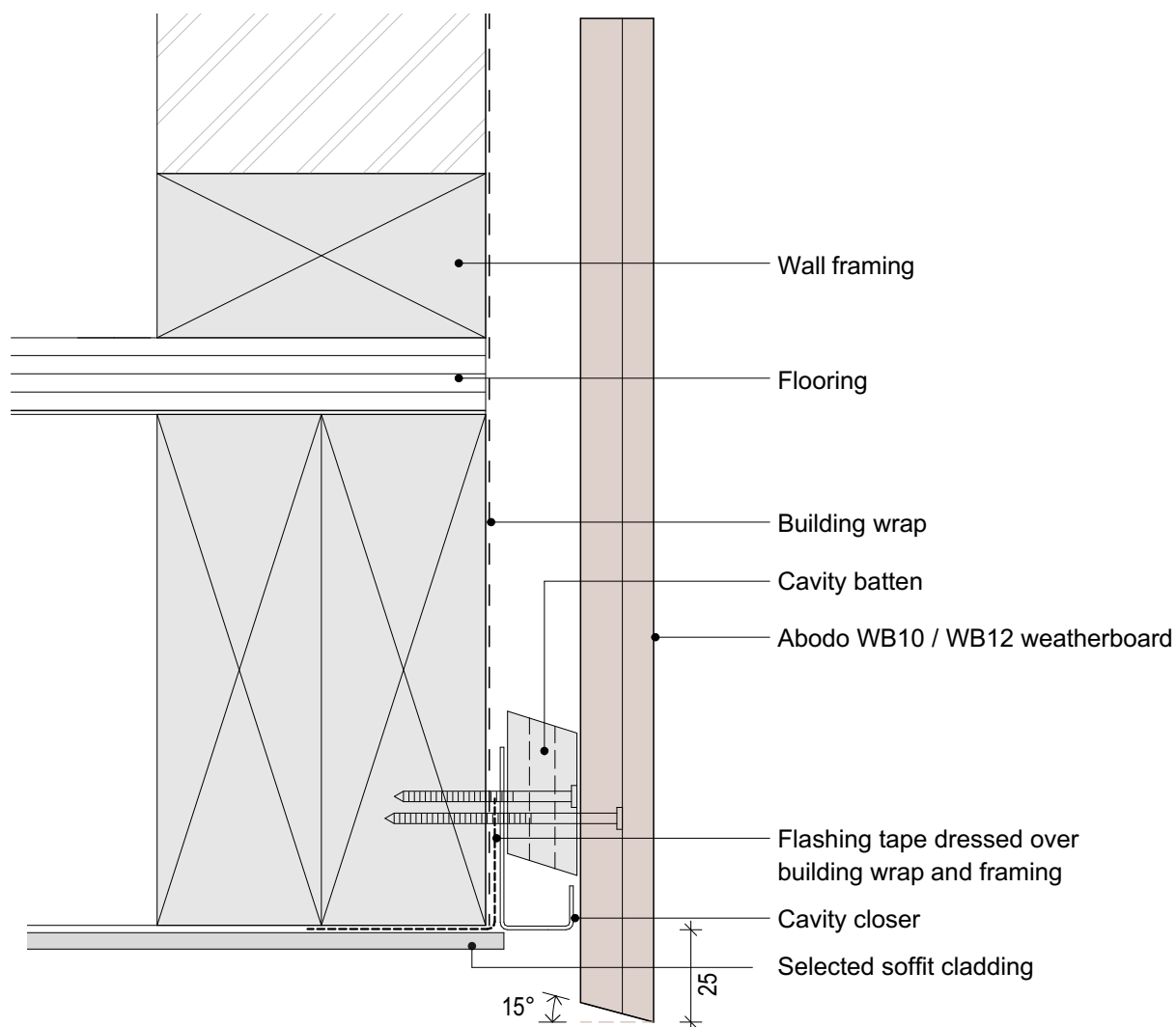
SHEET NUMBER

**H.V.36**

REVISION

**01**

1. Weatherboards must be coated with at least one coat all sides prior to fixing.
2. Fixing points must be pre-drilled minimum 1mm smaller than the fastener.
3. Cut ends and exposed timber must be sealed with an approved coating or end seal.



© Abodo Wood Ltd. 2020  
 info@abodo.co.nz  
 T +64 (9) 249 0100

Abodo Wood Ltd.  
 62 Ascot Road, Mangere,  
 Auckland 2022, New Zealand

SHEET TITLE

Alternative Soffit 01

PROFILE

Vulcan WB10 / WB12 Vertical Weatherboard

SCALE:

1:2 @ A4

PRINT DATE:

01/04/2020

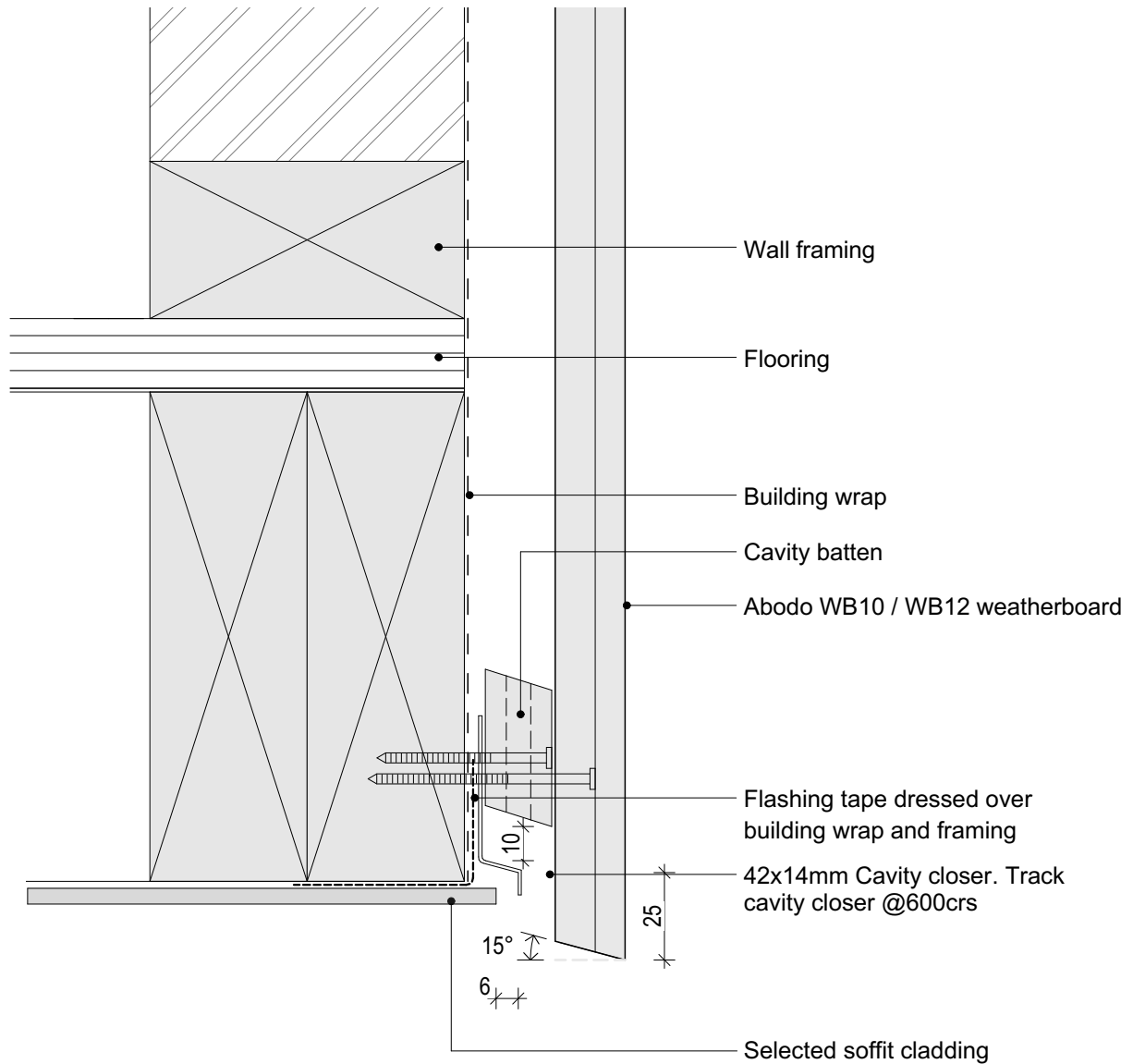
SHEET NUMBER

H.V.37

REVISION

02

1. Weatherboards must be coated with at least one coat all sides prior to fixing.
2. Fixing points must be pre-drilled minimum 1mm smaller than the fastener.
3. Cut ends and exposed timber must be sealed with an approved coating or end seal.



scale in millimetres  
0 20 40 60 80 100



© Abodo Wood Ltd. 2020  
info@abodo.co.nz  
T +64 (9) 249 0100

Abodo Wood Ltd.  
62 Ascot Road, Mangere,  
Auckland 2022, New Zealand

SHEET TITLE

## Alternative Soffit 02

PROFILE

Vulcan WB10 / WB12 Vertical Weatherboard

SCALE:

1:2 @ A4

PRINT DATE:

01/04/2020

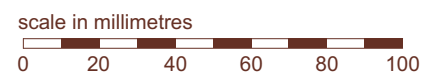
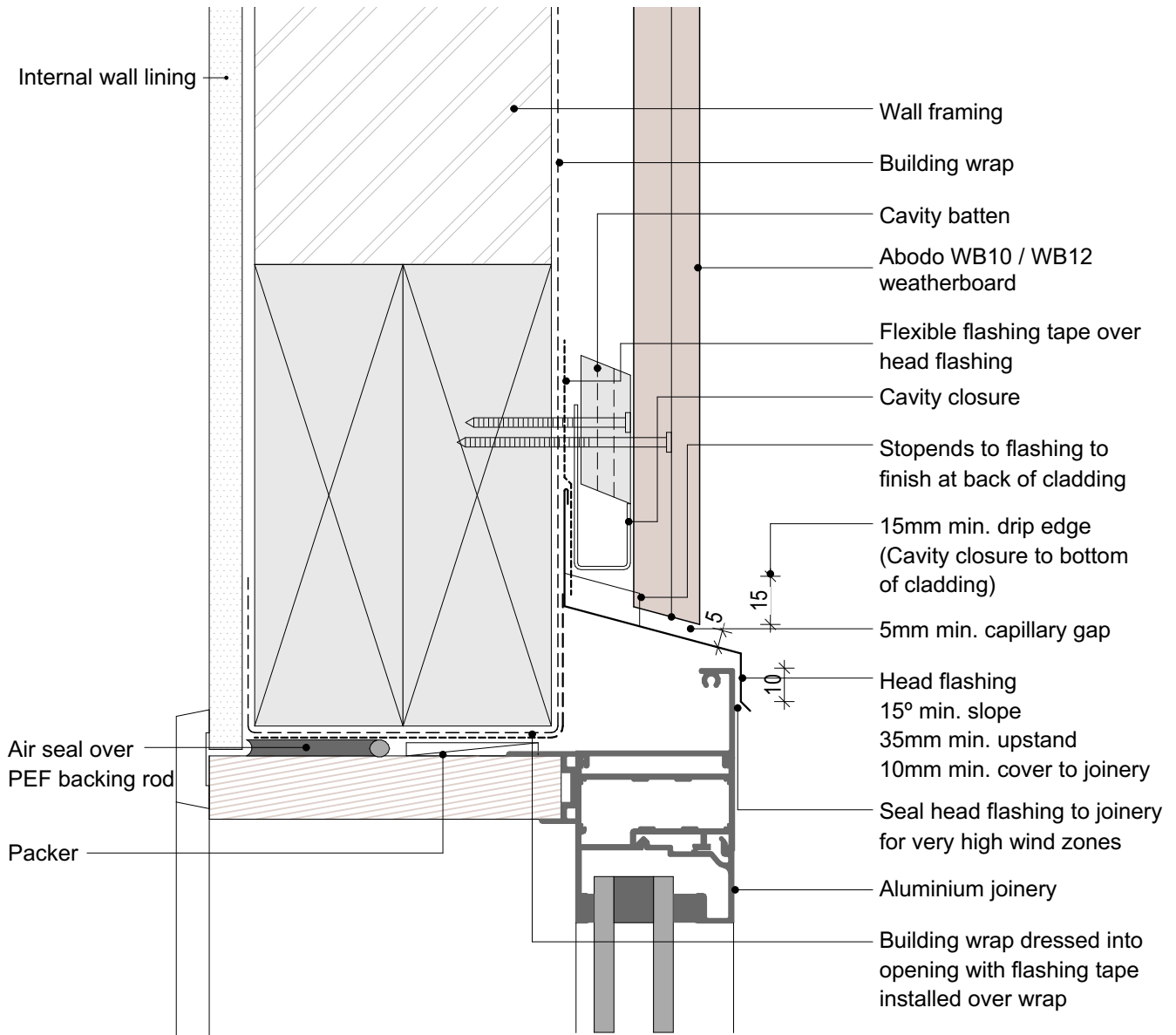
SHEET NUMBER

H.V.38

REVISION

02

1. Weatherboards must be coated with at least one coat all sides prior to fixing.
2. Fixing points must be pre-drilled minimum 1mm smaller than the fastener.
3. Cut ends and exposed timber must be sealed with an approved coating or end seal.



© Abodo Wood Ltd. 2020  
info@abodo.co.nz  
T +64 (9) 249 0100

Abodo Wood Ltd.  
62 Ascot Road, Mangere,  
Auckland 2022, New Zealand

SHEET TITLE

## Window Head

PROFILE

Vulcan WB10 / WB12 Vertical Weatherboard

SCALE:

1:2 @ A4

PRINT DATE:

01/04/2020

SHEET NUMBER

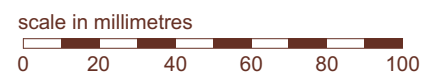
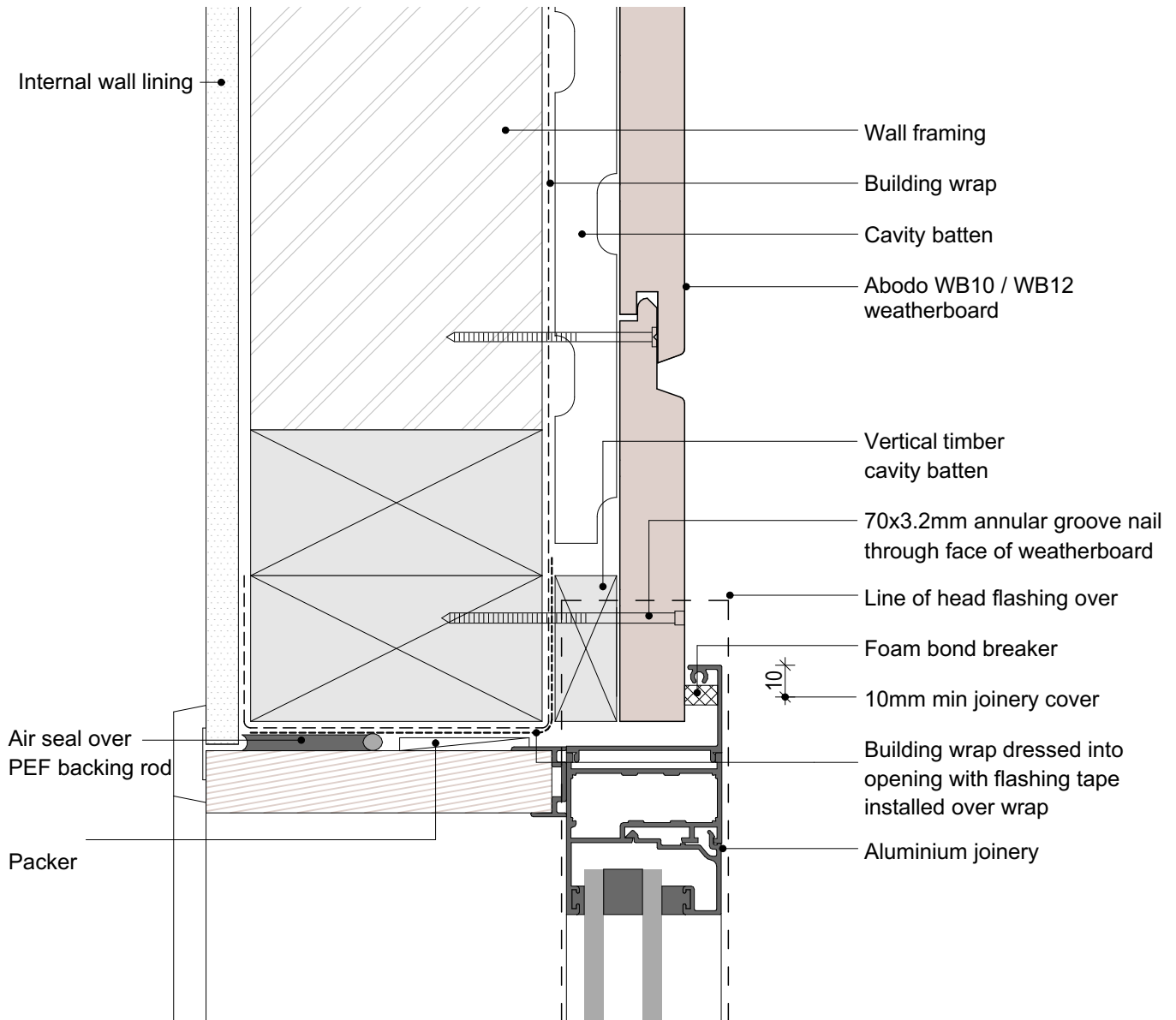
**H.V.39**

REVISION

**01**



1. Weatherboards must be coated with at least one coat all sides prior to fixing.
2. Fixing points must be pre-drilled minimum 1mm smaller than the fastener.
3. Cut ends and exposed timber must be sealed with an approved coating or end seal.



© Abodo Wood Ltd. 2020  
 info@abodo.co.nz  
 T +64 (9) 249 0100

Abodo Wood Ltd.  
 62 Ascot Road, Mangere,  
 Auckland 2022, New Zealand

SHEET TITLE

## Window Jamb

PROFILE

Vulcan WB10 / WB12 Vertical Weatherboard

SCALE:

1:2 @ A4

PRINT DATE:

01/04/2020

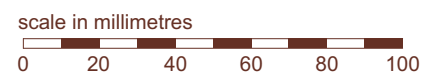
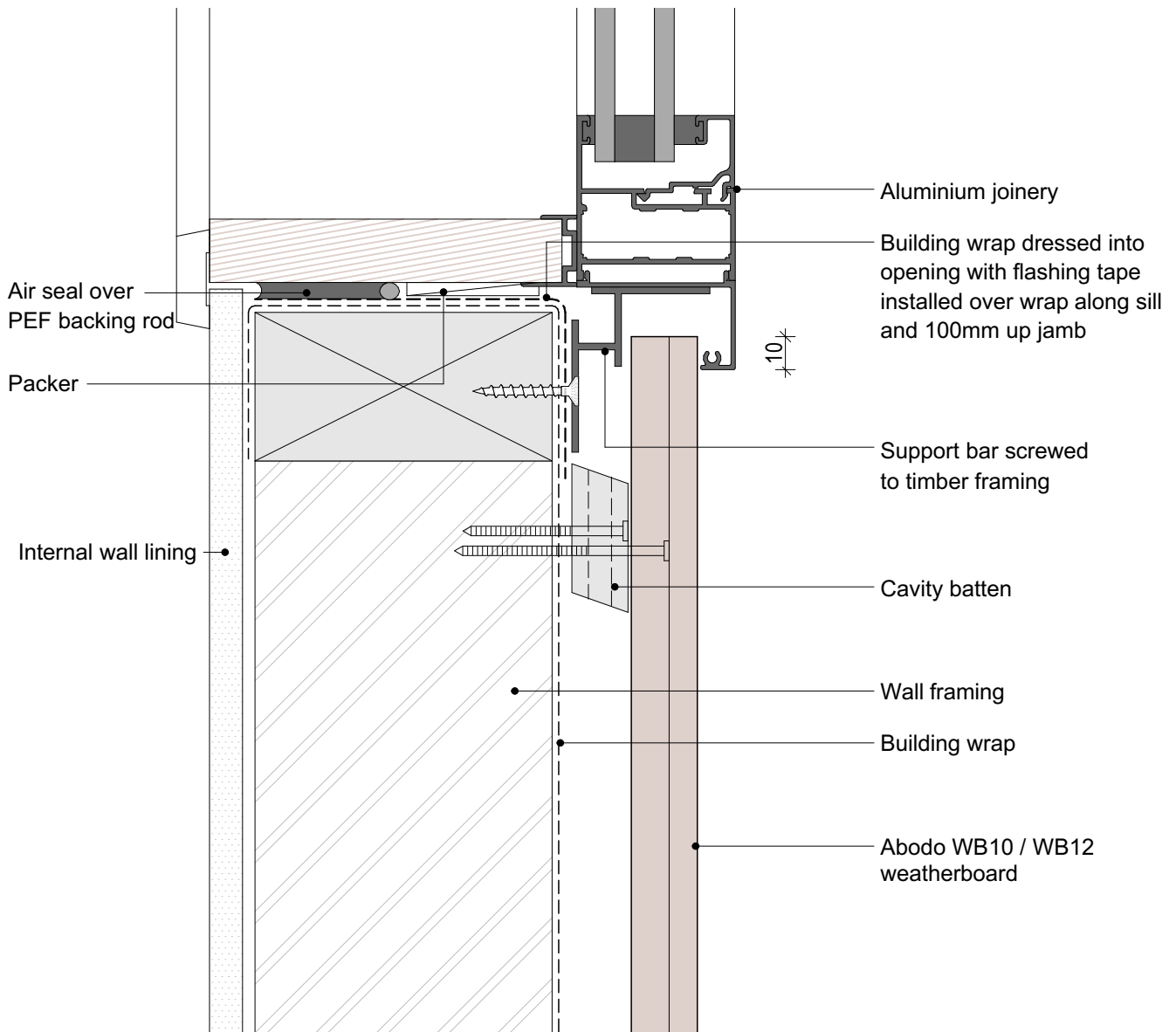
SHEET NUMBER

**H.V.40**

REVISION

**01**

1. Weatherboards must be coated with at least one coat all sides prior to fixing.
2. Fixing points must be pre-drilled minimum 1mm smaller than the fastener.
3. Cut ends and exposed timber must be sealed with an approved coating or end seal.



© Abodo Wood Ltd. 2020  
 info@abodo.co.nz  
 T +64 (9) 249 0100

Abodo Wood Ltd.  
 62 Ascot Road, Mangere,  
 Auckland 2022, New Zealand

SHEET TITLE

Window Sill

PROFILE

Vulcan WB10 / WB12 Vertical Weatherboard

SCALE:

1:2 @ A4

PRINT DATE:

01/04/2020

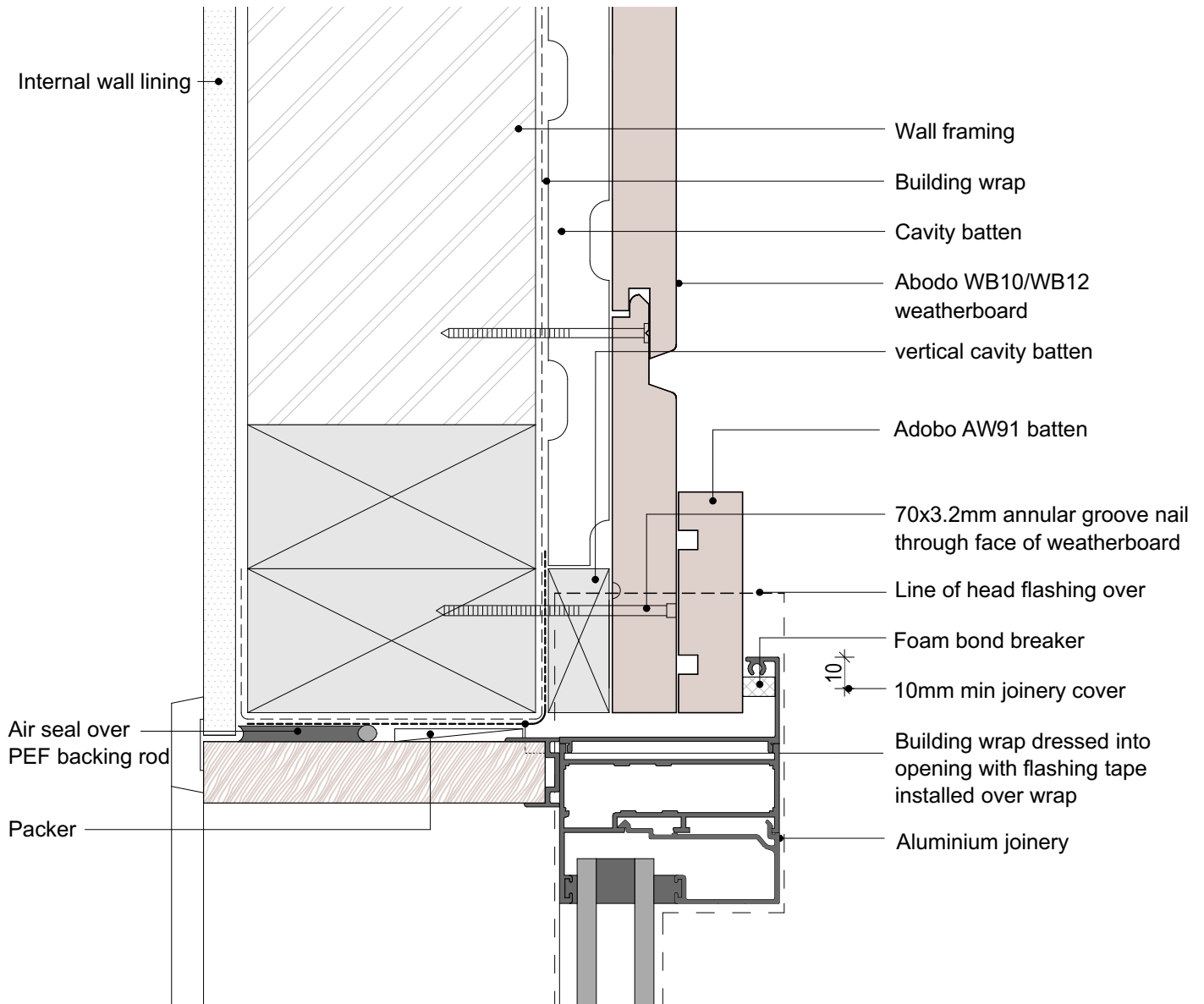
SHEET NUMBER

H.V.41

REVISION

01

1. Weatherboards must be coated with at least one coat all sides prior to fixing.
2. Fixing points must be pre-drilled minimum 1mm smaller than the fastener.
3. Cut ends and exposed timber must be sealed with an approved coating or end seal.



scale in millimetres  
0 20 40 60 80 100



© Abodo Wood Ltd. 2020  
info@abodo.co.nz  
T +64 (9) 249 0100

Abodo Wood Ltd.  
62 Ascot Road, Mangere,  
Auckland 2022, New Zealand

SHEET TITLE

Window Jamb - AW91 batten

PROFILE

Vulcan WB10 / WB12 Vertical Weatherboard

SCALE:  
1:2 @ A4

PRINT  
DATE: 01/04/2020

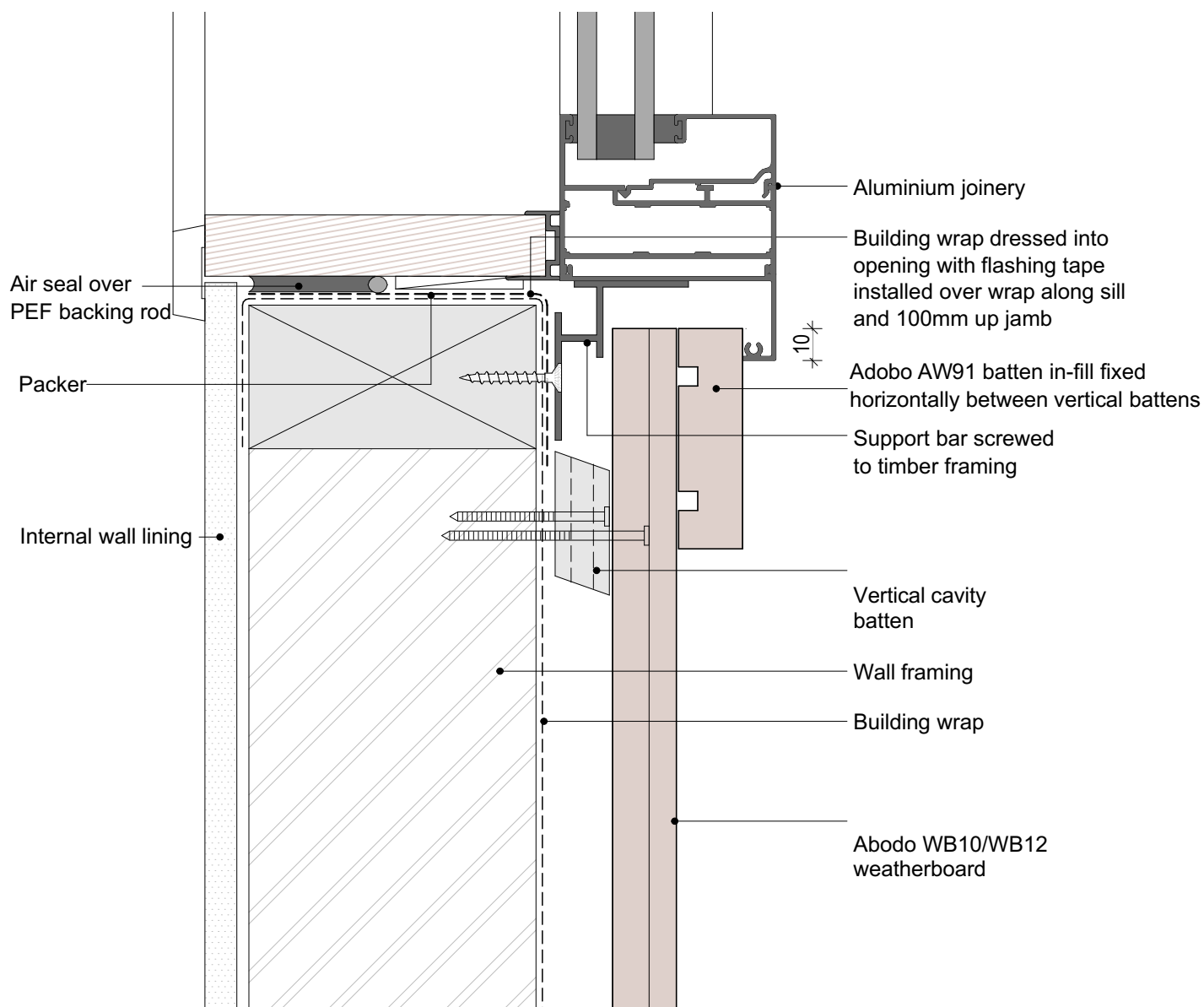
SHEET NUMBER

H.V.42

REVISION


01

1. Weatherboards must be coated with at least one coat all sides prior to fixing.
2. Fixing points must be pre-drilled minimum 1mm smaller than the fastener.
3. Cut ends and exposed timber must be sealed with an approved coating or end seal.



scale in millimetres



<div>CM70046</div>  <div>CODEMARK™</div>	© Abodo Wood Ltd. 2020	SHEET TITLE			
	info@abodo.co.nz T +64 (9) 249 0100	Window Sill - AW91 batten			
	Abodo Wood Ltd. 62 Ascot Road, Mangere, Auckland 2022, New Zealand	PROFILE	SCALE: 1:2 @ A4	SHEET NUMBER	REVISION
		Vulcan WB10 / WB12 Vertical Weatherboard	PRINT DATE: 01/04/2020	H.V.43	01